

2023 H1 EN

PRODUCT BROCHURE

IP Surveillance Solutions

VIVOTEK

A Delta Group Company

Corporate

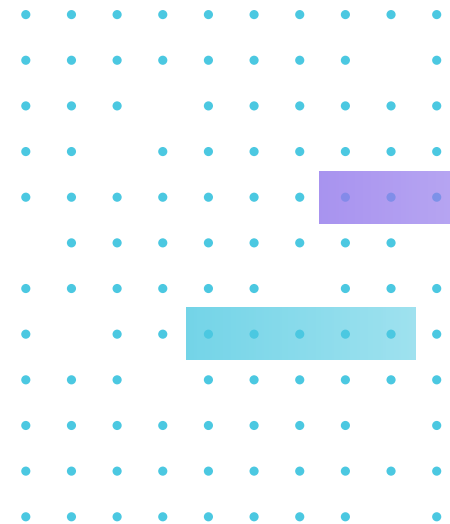
Making Society's Most Trusted Intelligent Surveillance Systems.

VIVOTEK

A Delta Group Company

As one of the world's most trusted IP surveillance solutions provider, we deliver intelligent security, control, and management for a safer society.

Founded in Taiwan in 2000, we are widely recognized for our expansive technical capabilities in imaging and audio, specializing in IP cameras, video management software, and edge based AI video analytics. In 2017, we joined the Delta Group, a global leader in power and thermal management solutions, to serve as the security and intelligence core of Delta Building Automation Business.



Global Presence

Via a global network of more than 200 distributors in more than 100 countries, we serve system integrators building intelligent solutions for end-users around the world. VIVOTEK Inc. (TAIEX: 3454) was listed on the TWSE in 2011, and we have established offices in the U.S., Netherlands, India, Mexico, and Japan.

We Get The Picture

With more than 20 years at the forefront of the industry, we've driven breakthroughs in R&D, and built a solid technological foundation for the industry. It's based on these two decades of experience that we have the expertise to know what keeps business owners and security operators up at night.

Smarter Is Safer

Our AI-powered video analytics deliver improved overviews and real-time insights, giving security operators the information they need, when they need it, to ensure safe and secure operations. With intelligent technologies integrated into our surveillance solutions, users have the peace of mind that their sensitive information is secured against prying eyes.

Trusted Quality

Choosing VIVOTEK means choosing quality you can trust. We develop, test, and manufacture our industry leading products, technologies, and solutions in-house, meeting the highest international standards and regulations for quality management and environmental responsibility.

Seamless Integration, Meaningful Connection

The most robust and effective solutions for keeping people, assets, and data safe require many varied technologies to work seamlessly together. Our innovative surveillance solutions unlock new possibilities for a wide range of vertical applications, leveraging our two decades of industry expertise and global strategic partnerships.



Contents

Advanced Technology

Smart Stream III	5
SNV II	5
Smart IR III	6
Smart IR II.....	6
Camera Link	6

Installation Aids

Modular Mechanical Design	7
Wi-Fi Installation	8

Security within Security

Security at the Edge	9
Cybersecurity Management Solution	10
Multi-Layered Protection for Surveillance Cameras	11

AI-Based Analytics

Smart Motion Detection	13
Smart VCA.....	13
Smart Tracking Advanced.....	14
Parking Violation Detection	14
Restricted Zone Detection.....	14

Deep Search

Attribute Search.....	16
Scene Search.....	16
Re-Search.....	16

Network Cameras

Naming Rule.....	18
------------------	----

SUPREME Series

4K Cameras	21
2MP Cameras	23
360° Fisheye Cameras.....	25
Multi-Sensor Cameras	27

VERSATILE Series

5MP 87-A-Series Cameras	31
5MP 89-v2-Series Cameras	33
2MP Cameras	35
Box Cameras.....	37
Speed Dome Cameras.....	39
Specialty Cameras	41

COMPETITIVE Series

Standard Cameras.....	45
Panoramic Cameras	49

Application Specific Solutions

Transportation Cameras.....	53
LPC Cameras	55
LPR Cameras	59
INSIGHT Series.....	61
Thermal Bullet Cameras	65
Correctional Facilities	67
Counting Solution	69
Facial Recognition.....	71
Network Audio.....	79
Media Converters	81

Accessories

Lenses.....	84
Enclosures / Miscellaneous.....	85
CaMate IR Illuminators/ Accessories	86
Mounting Installation	88

Network Video Recorders

Naming Rule.....	100
Core+ AI	101
Desktop NVR.....	103
Rack Mount NVR	105
CMS Station.....	107

PoE Network Products

Commercial Series.....	111
Industrial Series.....	113
Long Range Solution.....	114
Outdoor Series.....	114
PoE Accessories	115

Video Management Software


VAST Security Station (VSS)	118
-----------------------------------	-----

Cloud Service

VIVOCloud.....	124
VIVOCloud Retail.....	125

Solution Integration Alliance

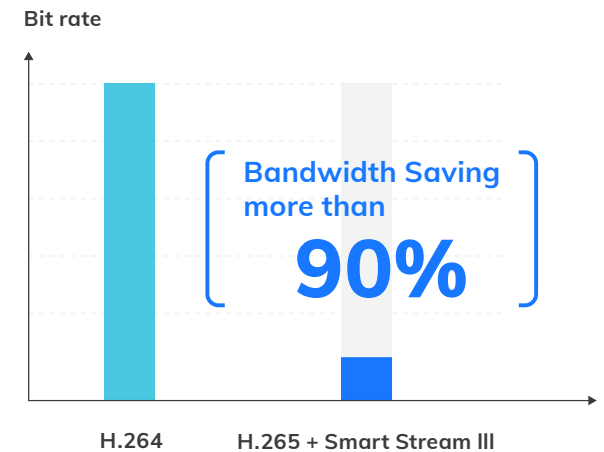
SIA.....	128
----------	-----



Advanced Technology

Smart Stream III

VIVOTEK Smart Stream III combines Smart Codec, Dynamic Intra Frame Period, Scene Awareness and Smart FPS technologies to enable the cameras to optimize quality for desired regions and automatically adjust encoding, maximizing bandwidth usage efficiency and lowering storage requirements while maintaining high image quality.



SNV II

SNV stands for Supreme Night Visibility. VIVOTEK SNV II-label products incorporate carefully selected quality optical components and sophisticated image signal processing algorithms to reproduce high quality color images, even in very low-light conditions.



Smart IR III

AI-Based

Deep learning Adaptive IR illuminators based on objects of interest to achieve best evidence capture.

Object of Interest

- People
- Vehicles

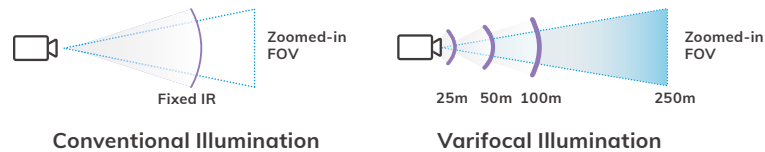


Smart IR II

Vari-Angle IR

Automatic IR angle adjustment to the optical zoom provides consistent IR images in all fields of view.

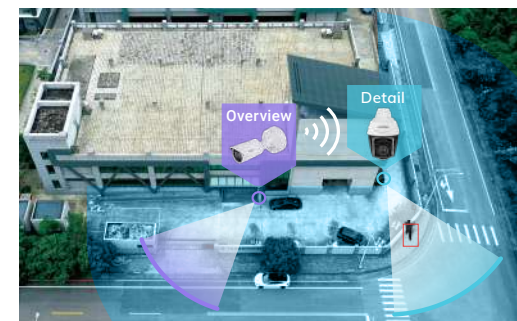
- Effortless IR angle adjustment
- Wide coverage field of view
- No IR hot spots
- Long-range IR illumination



Camera Link

Inter-camera communication to capture more details.

- Spotter camera detects activity at a pre-set location
- Alerts PTZ cameras to zoom onto pre-set location
- PTZ cameras capture clearer details



Technologies

Installation Aids

Various Helpful Features to Simplify the Installation Process

Installation-friendly

Modular Mechanical Design

VIVOTEK's brand new mechanical design has made the installation process easier than ever before. The new modular design greatly reduces installation times and costs, allowing installers to take on more projects.




Wi-Fi Installation

USB Adapter
+
Wi-Fi Dongle

iViewer


Direct Network Access for Installation via USB Wi-Fi Adapter
*Available on selected models



Speed Focus
for clearer images around the clock



Automatic IR Angle Adjustment
for best possible IR image

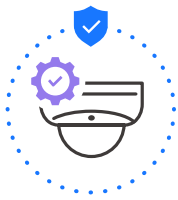


Visual Pixel Calculator
to achieve operational requirements
* Available on selected models

Technologies

Security within Security

Security at the Edge



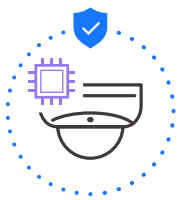
Secure Boot

Secure boot is a mechanism that protects the firmware of the product installed by VIVOTEK. During the camera boot up process, secure boot ensures that unauthenticated code is rejected and protects the camera system from attacks or infections by malicious external code.



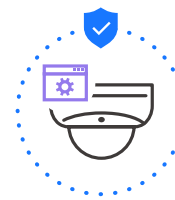
Secure Console

On the basis of secure boot, we updated the remote access security mechanism and disabled the console of the camera from the SSH and SFTP protocol, which defends the vulnerability of the system. Permission from VIVOTEK with key based authentication is the only way to access, providing a safer connection for the surveillance system.



Signed Firmware

VIVOTEK's signed firmware requires a digital signature in the firmware and verification of the signature by VIVOTEK, thereby ensuring that users can trust the firmware has not been tampered with. A device with signed firmware can validate the firmware before allowing installation.

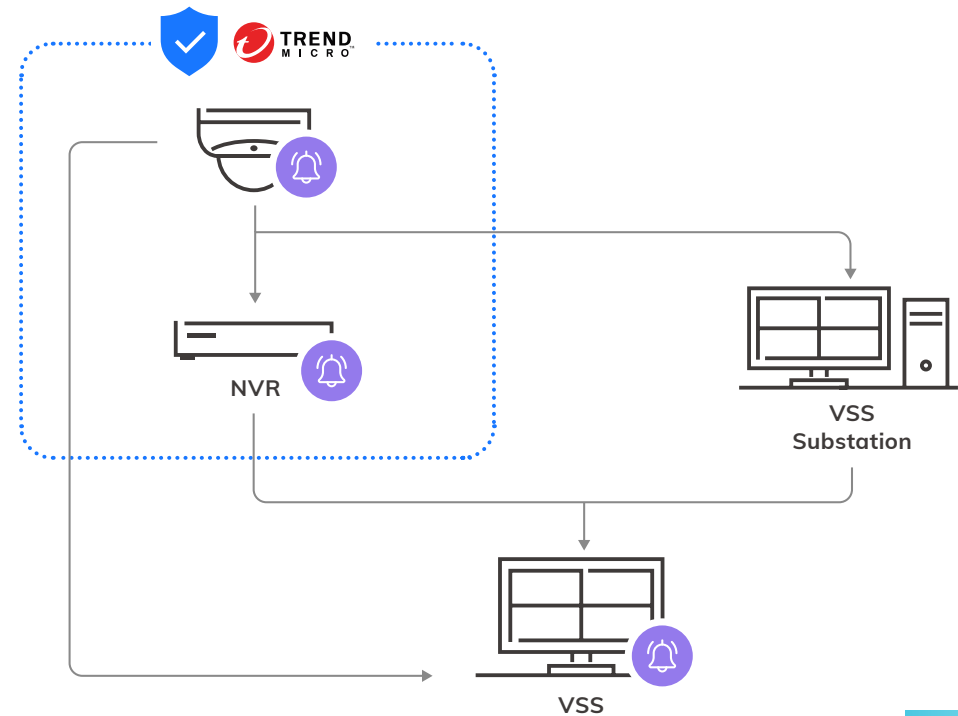


Secure VADP

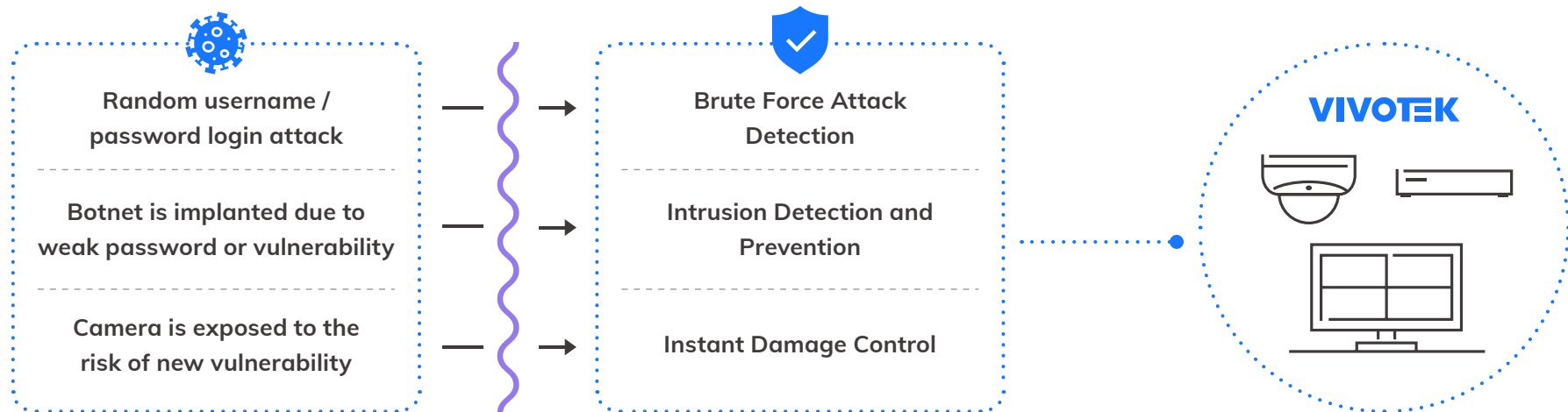
VIVOTEK Application Development Platform (VADP) provides an open platform that enables developers to add on features for specific scenarios or applications with VIVOTEK cameras. Securing the VADP with enhanced security is critical. Applying Secure VADP with digital signature and encryption capabilities makes it safer and more reliable for third-party integration.

Cybersecurity Management Solution

VIVOTEK's cybersecurity assurance efforts are built into the lifecycle of our products, including development, verification, manufacturing, delivery and service. We are constantly evaluating and enhancing our cybersecurity efforts in order to provide our valued customers with the highest quality and most reliable products. By cooperating with the world-renowned cybersecurity company, Trend Micro, and announcing the hardening procedure to users, VIVOTEK is committed to helping minimize and stopping such events from affecting our customers and products.



Multi-Layered Protection for Surveillance Cameras



Multi-Layered Protection with Trend Micro IoT Security

Multi-Layered Protection including Brute Force Attack Detection, Intrusion Detection and Prevention, and Instant Damage Control will automatically secure your network system with the latest signature upgrades.



Cybersecurity Alarm Management with Instant Alerts

Once event notifications in network cameras and VSS VMS have been set up, VIVOTEK's surveillance solution will be immediately alerted when cyberattacks occur.



Event Reports with Cyber Risk Dashboard

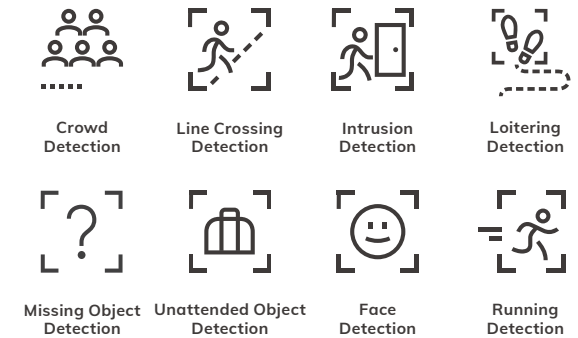
Quickly know attack trend and status, and acquire attack information in order to diagnose your network promptly on VSS and NVRs.



Analytics

AI-Based Analytics

Deep Learning Technology



Smart Motion
Detection

Smart Motion Detection

Recognize human activities with precision, with no negative impact from changes in lighting, shadows, adverse weather, or other factors. Smart Motion Detection greatly reduces the amount of false alarms, and provides continued intelligent protection of people.




Smart VCA

Smart VCA

The on-board Smart Video Content Analytics (VCA) suite includes 8 advanced video analytics, providing smart-edge cameras with the ability for advanced accuracy in people and object detection. It is easily configurable to meet diverse user application requirements.

- Crowd Detection
- Line Crossing Detection
- Intrusion Detection
- Loitering Detection
- Missing Object Detection
- Unattended Object Detection
- Face Detection
- Running Detection

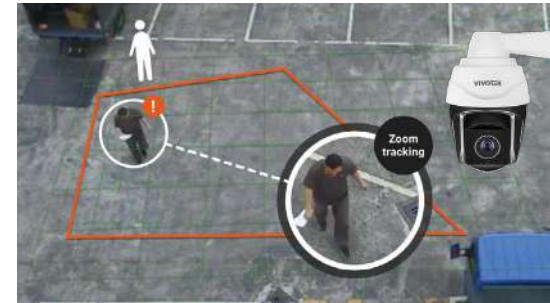


Smart Tracking
Advanced

Smart Tracking Advanced

Smart Tracking Advanced is an innovative Deep Learning Technology for VIVOTEK's new PTZ cameras designed to increase effectiveness when automatically tracking people in motion. It is especially effective for applications and situations in which individuals require special attention, such as bank vaults, or parking facilities after working hours.

- Line Crossing Detection
- Intrusion Detection
- Loitering Detection
- Face Detection

Parking Violation
Detection


Parking Violation Detection

Parking Violation Detection can detect when vehicles stop inside a restricted area. Application scenarios include cars parking in restricted areas at the airport, bus & train stations, and bicycle lanes. Reduce traffic congestion through detecting illegally parked vehicles.

Restricted Zone
Detection

Restricted Zone Detection

Restricted Zone Detection ensures that people follow guidelines and rules in order to comply with safety procedures. Places such as laboratories, food processing, or construction zones often require equipment checks before entry. Restricted Zone Detection ensures that people follow the right procedure for entering these facilities.



Search

Deep Search

Powerful and Efficient Evidence Search with AI

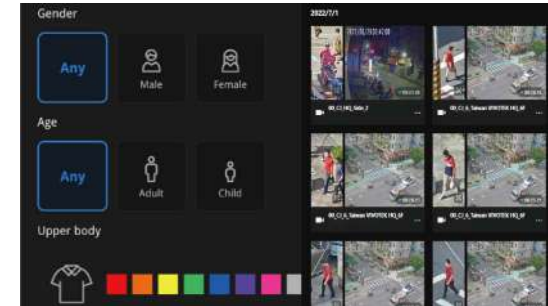


Deep Search is an AI-based post-event search functionality, featuring **Attribute Search**, **Scene Search**, and **Re-Search**. By accessing the metadata provided by VIVOTEK cameras with Vision Object Analytics (Vision OA), users no longer have to scroll through the video footage frame by frame. Factoring in multiple attributes and rules makes post-event search faster and easier. Available in VSS and new Core+ AI NVR's.



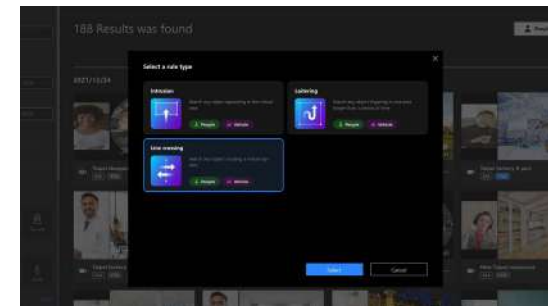
Attribute Search

Use specific attributes (e.g. gender, age group, clothing/vehicle color, vehicle type, etc.) to quickly and accurately search for people or vehicles. With **Attribute Search**, users can narrow down their search parameters to specific factors, such as red motorcycle or blue shirt female.



Scene Search

Scene Search allows users to quickly review camera footage by using intrusion, line crossing, or loitering detection on the recorded video. For example using intrusion detection, users can draw a box at a point of interest and select a time period to quickly find results of all events where someone, or vehicle, entered that region.



Re-Search

After finding a person of interest on one camera, users can use that image to search for them again (**Re-Search**) across all other cameras in the entire surveillance system. This helps users identify and track all the activities of this person of interest throughout the property. Only available on VSS Pro.



Network Cameras



Network Camera Naming Rule

FD	9	1	6	7	-	HT	-	v2
1-2 nd	3 rd	4 th	5 th	6 th		7 th		8 th

Network Camera Model

1-2 nd Model Category	
Code	Description
CC	Compact Cube Camera
CD	Corner Camera
CU	Camera Unit
FD	Fixed Dome Camera
FE	Fisheye Camera
IB	Bullet Camera
IP	Box Camera
IT	Turret Dome Camera
IZ	Zoom Lens Camera
MA	Multiple Adjustable Views Camera
MD	Mobile Dome Camera
MS	Multiple Sensor Camera
SC	Smart Counter
SD	Speed Dome Camera
TB	Thermal Bullet Camera
VC	Video Core
VS	Video Server

3 rd A/V Type	
NO.	Description
8	H.264 / MJPEG
9	H.265 / H.264 / MJPEG

4 th VC Series - Amount of Channel	
NO.	Description
1 - 9	1 - 9 Channel

4 th IP Camera Type	
NO.	Description
1	Indoor IP Camera
3	Outdoor IP Camera
5	Mobile Certified

5 th IP Camera - Resolution	
NO.	Description
1	≥ 10MP CMOS Sensor
2	≥ 20MP CMOS Sensor
3	≥ 30MP CMOS Sensor
4	≥ 40MP CMOS Sensor
5	≥ 50MP CMOS Sensor
6	≥ 2.0MP CMOS Sensor
7	≥ 3.0MP CMOS Sensor
8	≥ 5.0MP CMOS Sensor
9	≥ 8.0MP CMOS Sensor

6 th Running Number	
NO.	Description
-	1 - 99

7 th Extension / Feature	
NO.	Description
D	DC Power Input
E	Extended Temperature ≤ -40°C
H	High Dynamic Range (Wide Dynamic Range)
L	Lite
LPC	License Plate Capture
LPR	Embedded License Plate Recognition Software
M	Manual Focal
N	940nm IR LED
P	P-iris (Box Cameras)
T	Remote Focus i-CS (Box Cameras)
V	Outdoor Vandal Proof

8 th Digit Extension	
NO.	Description
v	1 - 99
A	A-Z
O	OSSA

SVC Definition

S SERIES	
SUPREME	
Definition	
Top of the line, cutting edge technology, superior image quality	

V SERIES	
VERSATILE	
Definition	
Advanced and feature rich for most applications, great image quality	

C SERIES	
COMPETITIVE	
Definition	
Cost effective professional surveillance, good image quality	



Network Camera

SUPREME Series

- Top of the line
- Cutting edge technology
- Superior image quality



AI Analytics

Smart VCA included in all S-Series cameras.




Smart IR III

AI-Based deep learning Adaptive IR illuminators targeting people/ vehicles to achieve best evidence capture.



Detailed Coverage

4K Resolution and Multi-Sensor models for maximum coverage





Network Cameras

SUPREME Series



Network Camera

4K Cameras

Maximum Clarity with 91-Series 4K Resolution

4K

Highest Detailed Video

VIVOTEK 4K cameras have the highest pixel density of all our camera products, 4x standard 1080P resolution.



AI-Powered Video Analytics

VIVOTEK's Smart VCA is a suite of multiple analytics that provide faster and more accurate detection for various scenarios.



Smart Motion Detection

With accurate precision to detect human activity only, while also intelligently ignoring background changes in a given scene, VIVOTEK's SMD greatly minimizes the number of false alarms.



Significantly Lower Bandwidth via Smart Stream III

Fully compatible with H.264 and H.265, VIVOTEK's Smart Stream III allows reducing bandwidth consumption by up to 90%.



**NEW** FD9391-EHTV-v2**NEW** IB9391-EHTV-v2

IP9191-HT-v2

4K Cameras	Outdoor Dome	Bullet	Box
Camera Features			
Sensor Type	1/2" Progressive CMOS	1/2" Progressive CMOS	1/1.8" Progressive CMOS
Lens Type/ Focal Length/ F-number	Motorized/ 4.4 ~ 10.2 mm / F1.38 ~ F2.24	Motorized/ 4.4 ~ 10.2 mm / F1.38 ~ F2.24	Remote Back Focus i-CS/ 3.9 ~ 10 mm/ F1.5
Field of View	110° ~ 43° (H) 57° ~ 24° (V)	105° ~ 43° (H) 57° ~ 24° (V)	119° ~ 46° (H) 63° ~ 26° (V)
Day/ Night	•	•	•
IR Illuminators	50 m, IR LED*4 Smart IR III	50 m, IR LED*4 Smart IR III	-
Min. Illumination	0.02 lux @ F1.38 (Color) <0.005 lux @ F1.38 (B/W) 0 lux with IR illumination on	0.02 lux @ F1.38 (Color) <0.005 lux @ F1.38 (B/W) 0 lux with IR illumination on	0.01 lux @ F1.5 (Color) 0.005 lux @ F1.5 (B/W)
Max. Resolution/ Frame Rate	30 fps @ 3840x2160	30 fps @ 3840x2160	30 fps @ 3840x2160
WDR Technology*	WDR Pro	WDR Pro	WDR Pro
On-board Storage	microSD/SDHC/SDXC card slot	microSD/SDHC/SDXC card slot	microSD/SDHC/SDXC card slot
Video/ Audio/ Network			
Video Compression	Triple-Codec (H.265/H.264/MJPEG)	Triple-Codec (H.265/H.264/MJPEG)	Triple-Codec (H.265/H.264/MJPEG)
Audio	Two-way Audio (Full duplex)	Two-way Audio (Full duplex)	Two-way Audio (Full duplex)
Digital Input/ Output	2/2	3/3	2/2
ONVIF	Profile G/S/T	Profile G/S/T	Profile G/S/T
Solution Integration			
VIVOCLOUD	-	-	-
Security	Secure Boot, Signed Firmware, Trend Micro IoT Security	Secure Boot, Signed Firmware, Trend Micro IoT Security	Secure Boot, Signed Firmware, Trend Micro IoT Security
VCA	Smart Motion Detection, Smart VCA, Vision OA	Smart Motion Detection, Smart VCA, Vision OA	Smart Motion Detection, Smart VCA, Vision OA
General			
Power Input/ Consumption	AC 24V / DC 12V /PoE Max. 25 W	AC 24V/ DC 12V/ PoE Max. 25 W	AC 24V/ DC 12V/ PoE Max. 15 W
Housing	IP66, IP67, IK10, NEMA 4X	IP66, IP67, IK10, NEMA 4X	-
Dimensions	ø 174 x 123 mm	ø 146 x 288 mm	155 x 70 x 61 mm (w/o lens) 210 x 70 x 66 mm (w/ lens)
Operating Temperature	-50°C ~ 60°C (-58°F ~ 140°F)	-50°C ~ 60°C (-58°F ~ 140°F)	-10°C ~ 60°C (14°F ~ 140°F)
NDA Compliance Product	•	•	•

* All specifications are subject to change without notice.

Network Camera

2MP Cameras

Best 2MP Image Quality with 65-Series



Smart IR III

AI-Based deep learning Adaptive IR illuminators targeting people/vehicles to achieve best evidence capture.



AI-Powered Video Analytics

VIVOTEK's Smart VCA is a suite of multiple analytics that provide faster and more accurate detection for various scenarios.




Smart Motion Detection

With accurate precision to detect human activity only, while also intelligently ignoring background changes in a given scene, VIVOTEK's SMD greatly minimizes the number of false alarms.



Significantly Lower Bandwidth via Smart Stream III

Fully compatible with H.264 and H.265, VIVOTEK's Smart Stream III allows reducing bandwidth consumption by up to 90%.





NEW

FD9365-EHTV-v2



NEW

IB9365-EHTV-v2



IP9165-HT-v2

2MP Cameras	Outdoor Dome	Bullet	Box
Camera Features			
Sensor Type	1/2" progressive CMOS	1/2" progressive CMOS	1/2" Progressive CMOS
Lens Type/ Focal Length/ F-number	Motorized/ 4 ~ 9 mm (2.8 ~ 11.4 mm, equivalent focal length @ 1/2.8")/ F1.3 ~ F2.2	Motorized/ 4 ~ 9 mm (3.5 ~ 11.4 mm, equivalent focal length @ 1/2.8")/ F1.3 ~ F2.2	Remote Back Focus i-CS/ 3.9 ~ 10 mm/ F1.5 ~ F2.7
Field of View	120° ~ 46° (H) 60° ~ 26° (V)	100° ~ 46° (H) 52° ~ 26° (V)	110° ~ 43° (H) 59° ~ 24° (V)
Day/ Night	•	•	•
IR Illuminators	50 m, IR LED*4 Smart IR III	50 m, IR LED*4 Smart IR III	-
Min. Illumination	0.01 lux @ F1.3 (Color) <0.005 lux @ F1.3 (B/W) 0 Lux with IR illumination on	0.01 lux @ F1.3 (Color) <0.005 lux @ F1.3 (B/W) 0 Lux with IR illumination on	0.01 lux @ F1.5 (Color) <0.005 lux @ F1.5 (B/W)
Max. Resolution/ Frame Rate	60 fps @ 1920x1080	60 fps @ 1920x1080	60 fps @ 1920x1080
WDR Technology*	WDR Pro II	WDR Pro II	WDR Pro II
On-board Storage	microSD/SDHC/SDXC card slot	microSD/SDHC/SDXC card slot	microSD/SDHC/SDXC card slot
Video/ Audio/ Network			
Video Compression	Triple-Codec (H.265/H.264/MJPEG)	Triple-Codec (H.265/H.264/MJPEG)	Triple-Codec (H.265/H.264/MJPEG)
Audio	Two-way Audio (Full duplex)	Two-way Audio (Full duplex)	Two-way Audio (Full duplex)
Digital Input/ Output	2/2	3/3	2/2
ONVIF	Profile G/S/T	Profile G/S/T	Profile G/S/T
Solution Integration			
VIVOCLOUD	-	-	•
Security	Secure Boot, Signed Firmware, Trend Micro IoT Security	Secure Boot, Signed Firmware, Trend Micro IoT Security	Secure Boot, Signed Firmware, Trend Micro IoT Security
VCA	Smart Motion Detection, Smart VCA, Vision OA	Smart Motion Detection, Smart VCA, Vision OA	Smart Motion Detection, Smart VCA
General			
Power Input/ Consumption	AC 24V (Optional)/ DC 12V/ PoE Max. 25 W	AC 24V (Optional)/ DC 12V/ PoE Max. 25 W	AC 24V/ DC 12V/ PoE Max. 9 W (DC 12V) Max. 18 W (AC 24V) Max. 9.06 W (PoE)
Housing	IP66, IP67, IK10, NEMA 4X	IP66, IP67, IK10, NEMA 4X	-
Dimensions	ø 174 x 123 mm	ø 146 x 288 mm	155 x 70 x 61 mm (w/o lens) 210 x 70 x 66 mm (w/ lens)
Operating Temperature	-50°C ~ 60°C (-58°F ~ 140°F)	-50°C ~ 60°C (-58°F ~ 140°F)	-10°C ~ 60°C (14°F ~ 140°F)
NDA Compliance Product	•	•	•

* All specifications are subject to change without notice.

BACK TO CONTENTS [↑](#)

Network Camera

360° Fisheye Cameras

A Whole Different Perspective with Fisheye Models



360° Views

With fisheye lenses, VIVOTEK fisheye IP cameras can cover 360° with no blind spots, excellent for full situational coverage.



Dewarping Technology

VIVOTEK fisheye lens dewarping technology enables users to target specific areas with different viewing modes.



Smart IR II

With Smart IR II infrared illuminators, users can see in all directions up to 20m in total darkness. (outdoor models only)



AI-Powered Video Analytics

VIVOTEK's Smart VCA is a suite of multiple analytics that provide faster and more accurate detection for various scenarios.



10



1R



FE9391-EHV-v2



NEW FE9191-H-v2



FE9192-H



FE9382-EHV-v2

360° Fisheye Cameras	12 Megapixel		6 Megapixel	
Camera Features				
Sensor Type	1/2.3" Progressive CMOS in 4056x3040	1/2.3" Progressive CMOS in 4056x3040	1/2.3" Progressive CMOS in 4056x3040	1/1.8" Progressive CMOS in 3840x2160
Lens Type/ Focal Length/ F-number	Fixed/ 1.22 mm/ F2.0	Fixed/ 1.22 mm/ F2.0	Fixed / 1.22 mm / F2.0	Fixed/ 1.245 mm/ F1.6
Field of View	180° (H) 180° (V)	180° (H) 180° (V)	180° (H) 180° (V)	180° (H) 180° (V)
Day/ Night	•	•	•	•
IR Illuminators	20 m, IR LED*4	-	-	20 m, IR LED*4
Min. Illumination	0.1 lux @ F2.0 (Color) <0.005 lux @ F2.0 (B/W) 0 lux with IR illumination on	0.1 lux @ F2.0 (Color) <0.005 lux @ F2.0 (B/W)	0.1 lux @ F2.0 (Color) <0.005 lux @ F2.0 (B/W)	0.065 lux @ F1.6 (Color) <0.001 lux @ F1.6 (B/W) 0 lux with IR illumination on
Max. Resolution/ Frame Rate	30 fps @ 2944x2944	30 fps @ 2944x2944	30 fps @ 2944x2944	30 fps @ 2048x2048
WDR Technology*	WDR Pro	WDR Pro	WDR Pro	WDR Pro
On-board Storage	microSD/ SDHC/ SDXC card slot	microSD/ SDHC/ SDXC card slot	microSD/ SDHC/ SDXC card slot	microSD/ SDHC/ SDXC card slot
Video/ Audio/ Network				
Video Compression	Triple-Codec (H.265/ H.264/ MJPEG)	Triple-Codec (H.265/ H.264/ MJPEG)	Triple-Codec (H.265/ H.264/ MJPEG)	Triple-Codec (H.265/ H.264/ MJPEG)
Audio	Two-way Audio (Full duplex) (optional p/h)	Two-way Audio (Full duplex) (cable accessory)	One-way Audio	Two-way Audio (Full duplex) (optional p/h)
Digital Input/ Output	1/1 (optional p/h)	1/1 (cable accessory)	-	1/1 (optional p/h)
ONVIF	Profile G/S/T	Profile G/S/T	Profile G/S/T	Profile G/S/T
Solution Integration				
VIVOCLOUD	•	•	•	-
Security	Secure Boot, Signed Firmware, Trend Micro IoT Security	Secure Boot, Signed Firmware, Trend Micro IoT Security	Secure Boot, Signed Firmware, Trend Micro IoT Security	Secure Boot, Signed Firmware, Trend Micro IoT Security
VCA	Smart Motion Detection, Smart VCA, Vision OA	Smart Motion Detection, Smart VCA, Vision OA	Smart Motion Detection, Smart VCA, Vision OA	Smart Motion Detection, Smart VCA, Vision OA
General				
Power Input/ Consumption	PoE / Max. 22.5 W	PoE / Max. 22.5 W	PoE / Max. 9 W	PoE/ Max. 9.8 W
Housing	IP66, IK10, NEMA 4X	IK10	-	IP66, IK10, NEMA 4X
Dimensions	ø 150 x 68 mm	ø 150 x 68 mm	ø 82 x 122 mm	ø 150 x 68 mm
Operating Temperature	-40°C ~ 55°C (-40°F ~ 131°F)	-10°C ~ 50°C (14°F ~ 122°F)	-10°C ~ 50°C (14°F ~ 122°F)	-40°C ~ 55°C (-40°F ~ 131°F)
NDA Compliance Product	•	•	•	•

* All specifications are subject to change without notice.

BACK TO CONTENTS

Network Camera

Multi-Sensor Cameras

End to End Coverage with VIVOTEK Multi-Sensor models




20 Megapixels

4 x 5MP sensors for a total of 20MP for complete comprehensive coverage.



Multi-Directional

The MA9322-EHTVL has 4 independent sensors, allowing users the ability to target 4 regions from a single IP address, 4 cameras in 1.

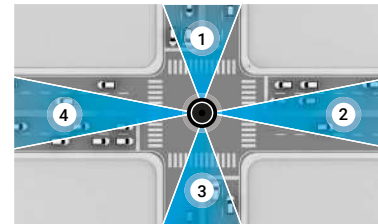





Model **NEW** MA9322-EHTVL

20 Megapixel Cameras	Multi-Directional
Camera Features	
Sensor Type	1/2.7" Progressive CMOS
Lens Type/ Focal Length/ F-number	Motorized/ 3.7 ~ 7.7 mm/ F1.9 ~ F2.9
Field of View	88.6° ~ 40.1° (H) 61.2° ~ 28.6° (V)
Day/ Night	•
IR Illuminators	30 m
Min. Illumination	0.035 lux @ F1.9 (Color) 0.005 lux @ F1.9 (B/W) 0 lux with IR illumination on
Max. Resolution/ Frame Rate	12 fps @ 2688x1920
WDR Technology*	WDR Pro
On-board Storage	microSD/SDHC/SDXC card slot
Video/ Audio/ Network	
Video Compression	Triple-Codec (H.265/H.264/M)PEG
Audio	Two-way Audio (Full duplex)
Digital Input/ Output	1/1
ONVIF	-
Solution Integration	
VIVOCLOUD	-
Security	-
VCA	-
General	
Power Input/ Consumption	AC 24V/ PoE Max. 25 W/ 25 W
Housing	IP66, IK10, NEMA 4X
Dimensions	ø 267 x 114 mm ø 275 x 118 mm (w/ bracket)
Operating Temperature	-40°C ~ 60°C (-40°F ~ 140°F)
NDAA Compliance Product	•

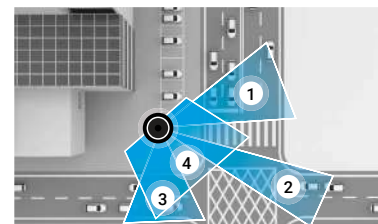
Traffic



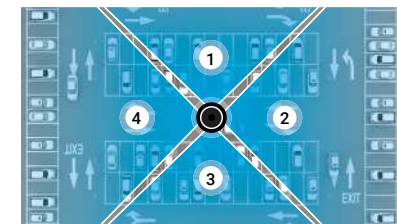
Interiors



Corners



Parking



* All specifications are subject to change without notice.



Network Camera

VERSATILE Series

Advanced and feature rich for most applications, great image quality.



Available AI Analytics

Add Smart VCA to V-Series cameras with additional license purchase.




Vari-Focal Lenses

Motorized adjustable lenses to capture the most details.



Wi-Fi Installation


Setup cameras with a smartphone (available on select models only)





Network Cameras

VERSATILE Series

[BACK TO CONTENTS](#) 





Network Camera

5MP 87-A-Series Cameras

Comprehensive Security with VIVOTEK 87-A Series



Fully Loaded

5MP VIVOTEK 87-A series of products include 2-way audio, 2x Digital Inputs, and 2x Digital Outputs to ensure maximum alarm capabilities.



AI-Powered Video Analytics (w/ license purchase)

VIVOTEK's Smart VCA is a suite of multiple analytics that provide faster and more accurate detection for various scenarios.



Smart Motion Detection

With accurate precision to detect human activity only, while also intelligently ignoring background changes in a given scene, VIVOTEK's SMD greatly minimizes the number of false alarms.



Significantly Lower Bandwidth via Smart Stream III

Fully compatible with H.264 and H.265, VIVOTEK's Smart Stream III allows reducing bandwidth consumption by up to 90%.





FD9387-HTV-A/EHTV-A



FD9187-HT-A



IB9387-HT-A/EHT-A

5MP Cameras	Outdoor Dome	Indoor Dome	Bullet
Camera Features			
Sensor Type	1/2.7" Progressive CMOS	1/2.7" Progressive CMOS	1/2.7" Progressive CMOS
Lens Type/ Focal Length/ F-number	Motorized/ 2.7 ~ 13.5 mm/ F1.4 ~ F2.8	Motorized/ 2.7 ~ 13.5 mm/ F1.4 ~ F2.8	Motorized/ 2.7 ~ 13.5 mm/ F1.4 ~ F2.8
Field of View	100° ~ 30° (H) 72° ~ 23° (V)	100° ~ 30° (H) 72° ~ 23° (V)	100° ~ 30° (H) 72° ~ 23° (V)
Day/ Night	•	•	•
IR Illuminators	50 m, IR LED*4	50 m, IR LED*4	50 m, IR LED*6
Min. Illumination	0.075 lux @ F1.4 (Color) <0.01 lux @ F1.4 (B/W) 0 lux with IR illumination on	0.075 lux @ F1.4 (Color) <0.01 lux @ F1.4 (B/W) 0 lux with IR illumination on	0.075 lux @ F1.4 (Color) <0.01 lux @ F1.4 (B/W) 0 lux with IR illumination on
Max. Resolution/ Frame Rate	30 fps @ 2560x1920 60 fps @ 1920x1080	30 fps @ 2560x1920 60 fps @ 1920x1080	30 fps @ 2560x1920 60 fps @ 1920x1080
WDR Technology*	WDR Pro	WDR Pro	WDR Pro
On-board Storage	microSD / SDHC / SDXC card slot	microSD / SDHC / SDXC card slot	microSD / SDHC / SDXC card slot
Video/ Audio/ Network			
Video Compression	Triple-Codec (H.265/H.264/MJPEG)	Triple-Codec (H.265/H.264/MJPEG)	Triple-Codec (H.265/H.264/MJPEG)
Audio	Two-way Audio (Full duplex)	Two-way Audio (Full duplex)	Two-way Audio (Full duplex)
Digital Input/ Output	2/2	2/2	2/2
ONVIF	Profile G/S	Profile G/S	Profile G/S
Solution Integration			
VIVOCLOUD	-	-	-
Security	Trend Micro IoT Security	Trend Micro IoT Security	Trend Micro IoT Security
VCA	Smart Motion Detection, Smart VCA (optional)	Smart Motion Detection, Smart VCA (optional)	Smart Motion Detection, Smart VCA (optional)
General			
Power Input/ Consumption	AC 24V (optional) /DC 12V /PoE FD9387-HTV-A: Max. 12 W FD9387-EHTV-A: Max. 22 W	AC 24V (optional) /DC 12V /PoE Max. 12 W	AC 24V/ DC 12V/ PoE IB9387-HT-A: Max. 12.95 W IB9387-EHT-A: Max. 25 W
Housing	IP66, IP67, IK10	-	IP66, IP67, IK10 (Metal housing)
Dimensions	ø 155 x 104 mm	ø 139 x 104 mm	118 x 118 x 294 mm
Operating Temperature	-30°C ~ 60°C (-22°F ~ 140°F) (-HTV-A) -50°C ~ 60°C (-58°F ~ 140°F) (-EHTV-A)	-10°C ~ 45°C (14°F ~ 113°F)	-30°C ~ 60°C (-22°F ~ 140°F) (-HT-A) -50°C ~ 60°C (-58°F ~ 140°F) (-EHT-A)
NDA Compliance Product	•	•	•

* All specifications are subject to change without notice.

BACK TO CONTENTS



Network Camera

5MP 89-v2-Series Cameras

Essential Surveillance with VIVOTEK 89-v2 Series



Only the Necessities

5MP VIVOTEK 89-v2 series remove the 2-way audio, digital inputs, and digital outputs for customers looking only for a pure IP surveillance solution.



Variety

VIVOTEK 89-v2 series is available in domes (outdoor, indoor), bullets, and turret housings, with both fixed lens and motorized lens options.



AI-Powered Video Analytics (w/ license purchase)

VIVOTEK's Smart VCA is a suite of multiple analytics that provide faster and more accurate detection for various scenarios.



Smart Motion Detection

With accurate precision to detect human activity only, while also intelligently ignoring background changes in a given scene, VIVOTEK's SMD greatly minimizes the number of false alarms.





Model **FD9389-EHV-v2** **FD9389-EHTV-v2** **FD9189-H-v2** **FD9189-HT-v2** **IB9389-EH-v2** **IB9389-EHT-v2** **IT9389-H-v2**

5MP Cameras	Outdoor Dome		Indoor Dome		Bullet	Turret	
Camera Features							
Sensor Type	1/2.7" Progressive CMOS	1/2.7" Progressive CMOS	1/2.7" Progressive CMOS	1/2.7" Progressive CMOS	1/2.7" Progressive CMOS	1/2.7" Progressive CMOS	1/2.7" Progressive CMOS
Lens Type/ Focal Length/ F-number	Fixed/ 2.8 mm / F2.0	Motorized/ 2.8 ~ 10mm/ F1.8 ~ F2.74	Fixed/ 2.8 mm / F2.0	Motorized/ 2.8 ~ 10mm/ F1.8 ~ F2.74	Fixed/ 3.6 mm/ F2.0	Motorized/ 2.8 ~ 10mm/ F1.8 ~ F2.74	Fixed/ 2.8 mm/ F2.0
Field of View	103° (H) 76° (V)	95° ~ 41° (H) 69° ~ 31° (V)	103° (H) 76° (V)	95° ~ 41° (H) 69° ~ 31° (V)	76° (H) 56° (V)	95° ~ 41° (H) 69° ~ 31° (V)	103° (H) 76° (V)
Day/ Night	•	•	•	•	•	•	•
IR Illuminators	30 m, IR LED*4	30 m, IR LED*4	30 m, IR LED*4	30 m, IR LED*4	30 m, IR LED*4	30 m, IR LED*4	30 m, IR LED*2
Min. Illumination	0.06 lux @ F2.0 (Color) 0.01 lux @ F2.0 (B/W) 0 lux with IR illumination on	0.06 lux @ F1.8 (Color) 0.01 lux @ F1.8 (B/W) 0 lux with IR illumination on	0.06 lux @ F2.0 (Color) 0.01 lux @ F2.0 (B/W) 0 lux with IR illumination on	0.06 lux @ F1.8 (Color) 0.01 lux @ F1.8 (B/W) 0 lux with IR illumination on	0.06 lux @ F2.0 (Color) 0.01 lux @ F2.0 (B/W) 0 lux with IR illumination on	0.06 lux @ F1.8 (Color) 0.01 lux @ F1.8 (B/W) 0 lux with IR illumination on	0.06 lux @ F2.0 (Color) 0.01 lux @ F2.0 (B/W) 0 lux with IR illumination on
Max. Resolution/ Frame Rate	30 fps @ 2560x1920 60 fps @ 1920x1080	30 fps @ 2560x1920 60 fps @ 1920x1080	30 fps @ 2560x1920 60 fps @ 1920x1080	30 fps @ 2560x1920 60 fps @ 1920x1080	30 fps @ 2560x1920 60 fps @ 1920x1080	30 fps @ 2560x1920 60 fps @ 1920x1080	30 fps @ 2560x1920 60 fps @ 1920x1080
WDR Technology*	WDR Pro	WDR Pro	WDR Pro	WDR Pro	WDR Pro	WDR Pro	WDR Pro
On-board Storage	microSD/SDHC/SDXC card slot	microSD/SDHC/SDXC card slot	microSD/SDHC/SDXC card slot	microSD/SDHC/SDXC card slot	microSD/SDHC/SDXC card slot	microSD/SDHC/SDXC card slot	microSD/SDHC/SDXC card slot
Video/ Audio/ Network							
Video Compression	Triple-Codec (H.265/H.264/MJPEG)	Triple-Codec (H.265/H.264/MJPEG)	Triple-Codec (H.265/H.264/MJPEG)	Triple-Codec (H.265/H.264/MJPEG)	Triple-Codec (H.265/H.264/MJPEG)	Triple-Codec (H.265/H.264/MJPEG)	Triple-Codec (H.265/H.264/MJPEG)
Audio	One-way Audio	One-way Audio	One-way Audio	One-way Audio	-	-	One-way Audio
Digital Input/ Output	-	-	-	-	-	-	-
ONVIF	Profile G/S/T	Profile G/S/T	Profile G/S/T	Profile G/S/T	Profile G/S/T	Profile G/S/T	Profile G/S/T
Solution Integration							
VIVOCLOUD	•	•	•	•	•	•	•
Security	Secure Boot, Signed Firmware, Trend Micro IoT Security	Secure Boot, Signed Firmware, Trend Micro IoT Security	Secure Boot, Signed Firmware, Trend Micro IoT Security	Secure Boot, Signed Firmware, Trend Micro IoT Security	Secure Boot, Signed Firmware, Trend Micro IoT Security	Secure Boot, Signed Firmware, Trend Micro IoT Security	Secure Boot, Signed Firmware, Trend Micro IoT Security
VCA	Smart Motion Detection, Smart VCA (optional)	Smart Motion Detection, Smart VCA (optional)	Smart Motion Detection, Smart VCA (optional)	Smart Motion Detection, Smart VCA (optional)	Smart Motion Detection, Smart VCA (optional)	Smart Motion Detection, Smart VCA (optional)	Smart Motion Detection, Smart VCA (optional)
General							
Power Input/ Consumption	PoE/ Max. 8.55 W	PoE/ Max. 12.3 W	PoE/ Max. 6.3 W	PoE/ Max. 9.7 W	PoE/ Max. 11 W	PoE/ Max. 12.95 W	PoE/ Max. 7.4 W
Housing	IP66, IK10	IP66, IK10	-	-	IP66, IK10 (housing)	IP66, IK10 (housing)	IP66, IK08
Dimensions	ø 129 x 94 mm	ø 129 x 94 mm	ø 130 X 95 mm	ø 130 X 95 mm	ø 86 x 300 mm	ø 88 x 308 mm	ø 108 x 79 mm
Operating Temperature	w-40°C ~ 60°C (-40°F ~ 140°F)	-40°C ~ 60°C (-40°F ~ 140°F)	-10°C ~ 50°C (14°F ~ 122°F)	-10°C ~ 50°C (14°F ~ 122°F)	-40°C ~ 60°C (-40°F ~ 140°F)	-40°C ~ 60°C (-40°F ~ 140°F)	-20°C ~ 50°C (-4°F ~ 122°F)
NDA Compliance Product	•	•	•	•	•	•	•

* All specifications are subject to change without notice.



Network Camera

2MP Cameras

Comprehensive Security with VIVOTEK 67-v2 Series



Easy to Install

2MP VIVOTEK 67-v2 series of products include mounting brackets that work with most standard junction boxes as well as Wi-Fi camera setup via a smartphone.



AI-Powered Video Analytics (w/ license purchase)

VIVOTEK's Smart VCA is a suite of multiple analytics that provide faster and more accurate detection for various scenarios.



Smart Motion Detection

With accurate precision to detect human activity only, while also intelligently ignoring background changes in a given scene, VIVOTEK's SMD greatly minimizes the number of false alarms.



Wi-Fi Installation

Use your smartphone to connect via Wi-Fi for easy camera setup.





Model	FD9367-EHTV-v2	FD9167-HT-v2	IB9367-EHT-v2
2MP Cameras	Outdoor Dome	Indoor Dome	Bullet
Camera Features			
Sensor Type	1/2.8" progressive CMOS	1/2.8" progressive CMOS	1/2.8" progressive CMOS
Lens Type/ Focal Length/ F-number	Motorized/ 2.7 ~ 13.5 mm/ F1.4 ~ F2.8	Motorized/ 2.7 ~ 13.5 mm/ F1.4 ~ F2.8	Motorized/ 2.7 ~ 13.5 mm/ F1.4 ~ F2.8
Field of View	110° ~ 33° (H) 55° ~ 18° (V)	110° ~ 33° (H) 55° ~ 18° (V)	105° ~ 33° (H) 55° ~ 18° (V)
Day/ Night	•	•	•
IR Illuminators	50 m, IR LED*4	50 m, IR LED*4	50 m, IR LED*4
Min. Illumination	0.035 lux @ F1.4 (Color) <0.005 lux @ F1.4 (B/W) 0 Lux with IR illumination on	0.035 lux @ F1.4 (Color) <0.005 lux @ F1.4 (B/W) 0 Lux with IR illumination on	0.035 lux @ F1.4 (Color) <0.005 lux @ F1.4 (B/W) 0 Lux with IR illumination on
Max. Resolution/ Frame Rate	60 fps @ 1920x1080	60 fps @ 1920x1080	60 fps @ 1920x1080
WDR Technology*	WDR Pro	WDR Pro	WDR Pro
On-board Storage	microSD/SDHC/SDXC card slot	microSD/SDHC/SDXC card slot	microSD/SDHC/SDXC card slot
Video/ Audio/ Network			
Video Compression	Triple-Codec (H.265/H.264/MJPEG)	Triple-Codec (H.265/H.264/MJPEG)	Triple-Codec (H.265/H.264/MJPEG)
Audio	Two-way Audio (Full duplex)	Two-way Audio (Full duplex)	Two-way Audio (Full duplex)
Digital Input/ Output	1/1	1/1	1/1
ONVIF	Profile G/S/T	Profile G/S/T	Profile G/S/T
Solution Integration			
VIVOCLOUD	-	-	-
Security	Secure Boot, Signed Firmware, Trend Micro IoT Security	Secure Boot, Signed Firmware, Trend Micro IoT Security	Secure Boot, Signed Firmware, Trend Micro IoT Security
VCA	Smart Motion Detection, Smart VCA (optional)	Smart Motion Detection, Smart VCA (optional)	Smart Motion Detection, Smart VCA (optional)
General			
Power Input/ Consumption	AC 24V (Optional)/ DC 12V/ PoE Max. 9 W	AC 24V (Optional)/ DC 12V/ PoE Max. 9 W	AC 24V (Optional)/ DC 12V/ PoE Max. 10.77 W
Housing	IP66, IP67, IK10, NEMA 4X	-	IP66, IP67, IK10, NEMA 4X
Dimensions	ø 174 x 123 mm	ø 174 x 123 mm	ø 146 x 288 mm
Operating Temperature	-40°C ~ 60°C (-40°F ~ 140°F)	-10°C ~ 50°C (14°F ~ 122°F)	-40°C ~ 60°C (-40°F ~ 140°F)
NDA Compliance Product	•	•	•

* All specifications are subject to change without notice.

[BACK TO CONTENTS](#)



Network Camera

Box Cameras

Customizable, High Resolution Surveillance



High Resolution

5 and 3 Megapixel options to capture highly detailed video.



Changeable Lenses

Change lenses as required to capture the most details.



SNV

Supreme Night Vision (SNV) for great low light performance.





Model	NEW IP9181-HT-v2	IP9181-H	IP9171-HP
Box Cameras	5 Megapixel		3 Megapixel
Camera Features			
Sensor Type	1/2.8" Progressive CMOS	1/1.8" Progressive CMOS	1/2.8" Progressive CMOS
Lens Type/ Focal Length/ F-number	Remote Back Focus/ 2.8 ~ 8.5 mm/ F1.2	Remote Back Focus/ 4.1 ~ 9 mm/ F1.6 ~ F2.4	Remote Back Focus/ 2.8 ~ 8 mm/ F1.2 ~ F1.95
Field of View	107° ~ 36° (H) 77° ~ 27° (V)	90° ~ 46° (H) 68° ~ 35° (V)	114° ~ 51° (H) 84° ~ 39° (V)
Day/ Night	•	•	•
IR Illuminators	-	-	-
Min. Illumination	0.01 lux @ F1.2 (Color) 0.005 lux @ F1.2 (B/W)	0.07 lux @ F1.6 (Color) 0.001 lux @ F1.6 (B/W)	0.01 lux @ F1.2 (Color) 0.001 lux @ F1.2 (B/W)
Max. Resolution/ Frame Rate	30 fps @ 2560x1920 30 fps @ 2880x1632	30 fps @ 2560x1920 60 fps @ 1920x1080	30 fps @ 2048x1536
WDR Technology*	WDR Pro	WDR Pro	WDR Pro
On-board Storage	microSD/ SDHC/ SDXC card slot	microSD/ SDHC/ SDXC card slot	microSD/SDHC/SDXC card slot
Video/ Audio/ Network			
Video Compression	Triple-Codec (H.265/ H.264/ MJPEG)	Triple-Codec (H.265/ H.264/ MJPEG)	Triple-Codec (H.265/H.264/MJPEG)
Audio	Two-way Audio (Full duplex)	Two-way Audio (Full duplex)	Two-way Audio (Full duplex)
Digital Input/ Output	2/2	3/1	3/1
ONVIF	Profile G/S/T	Profile G/S	Profile G/S
Solution Integration			
VIVOCloud	-	•	•
Security	Secure Boot, Signed Firmware, Trend Micro IoT Security	-	-
VCA	Smart Motion Detection, Smart VCA (optional)	-	-
General			
Power Input/ Consumption	AC 24V/ DC 12V/ PoE Max. 15 W	AC 24V/ DC 12V/ PoE Max. 9.7 W	AC 24V/ DC 12V/ PoE Max. 8.6 W
Housing	-	-	-
Dimensions	155 x 70 x 61 mm (w/o lens) 210 x 70 x 66 mm (w/ lens)	210 x 70 x 63 mm	210 x 70 x 63 mm
Operating Temperature	-10°C ~ 60°C (14°F ~ 140°F)	-10°C ~ 50°C (14°F ~ 122°F)	-10°C ~ 50°C (14°F ~ 122°F)
NDA Compliance Product	•	-	-

* All specifications are subject to change without notice.

[BACK TO CONTENTS](#)



Network Camera

Speed Dome Cameras

Great Video Quality PTZ Solutions for both Indoors and Outdoors



Smart Tracking Advanced

Innovative deep-learning algorithm to increase accuracy when tracking people or vehicles in motion.



Outdoor Ready

Designed for outdoor environments with IP66 and IK10 certification plus NEMA 4X.



Camera Link

Enabled to work with Camera Link spotter cameras to effortlessly capture event details.



Airport



Port



SD9384-EHL



SD9368-EHL



SD9161-H-v2

NEW

Model	SD9384-EHL	SD9368-EHL	SD9161-H-v2
Speed Domes	5 MP Outdoor	2 MP Outdoor	2 MP Indoor
Camera Features			
Sensor Type	1/2.8" Progressive CMOS	1/2.8" Progressive CMOS	1/2.8" Progressive CMOS
Lens Type/ Focal Length/ F-number	30x Optical Zoom Auto Focus/ 4.94 ~ 148.24 mm/ F1.3~4.6	40x Optical Zoom Auto Focus/ 4.25 ~ 170 mm/ F1.6 ~ F4.95	10x Optical Zoom Auto Focus/ 5.1 ~ 51 mm/ F1.6 ~ F1.8
Field of View	54° ~ 2° (H) 42° ~ 1.5° (V)	65.7° ~ 1.88° (H) 39.39° ~ 1.09° (V)	57° ~ 6.2° (H) 34° ~ 3.5° (V)
Day/ Night	•	•	•
IR Illuminators	200m, IR LED*8	250 m, IR LED*8	-
Min. Illumination	0.03 lux @ F1.3 (Color) <0.005 lux @ F1.3 (B/W) 0 lux with IR illumination on	0.04 lux @ F1.6 (Color) <0.005 lux @ F1.6 (B/W) 0 lux with IR illumination on	0.14 lux @ F1.6 (Color) 0.005 lux @ F1.6 (B/W)
Max. Resolution/ Frame Rate	30 fps @ 2560x1920	60 fps @ 1920x1080	60 fps @ 1920x1080
WDR Technology*	WDR Pro	WDR Pro	WDR Pro
On-board Storage	microSD/ SDHC/ SDXC card slot	microSD/ SDHC/ SDXC card slot	microSD/ SDHC/ SDXC card slot
Video/ Audio/ Network			
Video Compression	Triple-Codec (H.265/ H.264/ MJPEG)	Triple-Codec (H.265/ H.264/ MJPEG)	Triple-Codec (H.265/ H.264/ MJPEG)
Audio	Two-way Audio (Full duplex)	Two-way Audio (Full duplex)	Two-way Audio (Full duplex)
Digital Input/ Output	2/1	2/1	2/1
ONVIF	Profile G/S/T	Profile G/S/T	Profile G/S/T
Solution Integration			
VIVOCLOUD	-	-	-
Security	Secure Boot, Signed Firmware, Trend Micro IoT Security	Secure Boot, Signed Firmware, Trend Micro IoT Security	Secure Boot, Signed Firmware, Trend Micro IoT Security
VCA	Smart Tracking Advanced, Vision OA	Smart Tracking Advanced, Vision OA	Smart Tracking Advanced, Vision OA
General			
Power Input/ Consumption	AC 24V/ DC 48V/ IEEE 802.3 bt PoE Max. 51 W	AC 24V/ DC 48V/ IEEE 802.3 bt PoE Max. 51 W	AC 24V/ DC 24V/ IEEE 802.3at PoE Max. 17 W
Housing	IP66, IK10, NEMA 4X	IP66, IK10, NEMA 4X	-
Dimensions	ø 256 x 336 mm	ø 256 x 336 mm	ø 172 x 157 mm
Operating Temperature	-40°C ~ 60°C (-40°F ~ 140°F)	-40°C ~ 60°C (-40°F ~ 140°F)	-10°C ~ 55°C (14°F ~ 131°F)
NDAA Compliance Product	•	•	•

* All specifications are subject to change without notice.

BACK TO CONTENTS



Network Camera

Specialty Cameras

Specialized Coverage with distinct VIVOTEK Models



180° Panoramic Views

With 2 sensors stitched together, the MS9390-HV panoramic IP camera provides excellent 180° coverage of medium sized areas.



Split Type Camera System

VC9101 's split-type camera system can support one camera unit (4MP pinhole or 5MP fisheye) for the ultimate discretion. Great for use in ATMs, vending machines, and more.





Model	NEW MS9390-HV-v2	VC9101
	8 Megapixel / 180° Panoramic	5 Megapixel / Split Type Camera
Camera Features		
Sensor Type	1/2.7" Progressive CMOS	1/2.7" Progressive CMOS
Lens Type/ Focal Length/ F-number	Fixed/ 2.8 mm/ F1.2	Pinhole CU9171-H(F): Fixed/ 3.7mm/ F2.5 Fisheye CU9183-H(F): Fixed/ 1.22mm/ F2.0
Field of View	180° (H) 50° (V)	CU9171-H(F): 93° (H), 48° (V) CU9183-H(F): 180° (H), 180° (V)
Day/ Night	•	-
IR Illuminators	20 m	-
Min. Illumination	0.05 lux @ F1.2 (Color) 0.01 lux @ F1.2 (B/W) 0 lux with IR illumination on	CU9171-H(F): 0.045 lux @ F2.5 (Color) CU9183-H(F): 0.035 lux @ F2.0 (Color)
Max. Resolution/ Frame Rate	30 fps @ 4864x1632	CU9171-H(F): 30 fps @ 2688x1520 CU9183-H(F): 30 fps @ 1920x1920
WDR Technology*	WDR Pro	WDR Pro
On-board Storage	microSD/ SDHC/ SDXC card slot	microSD/ SDHC/ SDXC card slot
Video/ Audio/ Network		
Video Compression	Triple-Codec (H.265/ H.264/ MJPEG)	Triple-Codec (H.265/ H.264/ MJPEG)
Audio	One-way Audio	Two-way Audio (Full duplex)
Digital Input/ Output	-	1/1
ONVIF	Profile G/S/T	Profile G/S/T
Solution Integration		
VIVOCLOUD	-	-
Security	Secure Boot, Signed Firmware, Trend Micro IoT Security	Secure Boot, Signed Firmware, Trend Micro IoT Security
VCA	Smart Motion Detection, Smart VCA (optional)	Smart Motion Detection, Face Detection
General		
Power Input/ Consumption	PoE/ Max. 20 W	DC 12V/ PoE Max. 8.5 W
Housing	IP66, IK10	-
Dimensions	165 x 112 x 97 mm (w/o sunshield) 165 x 119 x 100 mm (w/ sunshield)	105 x 84 x 30 mm
Operating Temperature	-40°C ~ 55°C (-40°F ~ 131°F)	-10°C ~ 50°C (14°F ~ 122°F)
NDA Compliance Product	•	•

* All specifications are subject to change without notice.

[BACK TO CONTENTS](#)



Network Camera

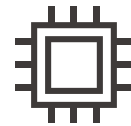
COMPETITIVE Series

Cost effective professional surveillance, good image quality.



Large Variety

Many models and resolutions to choose from for all your surveillance needs.




Small Yet Powerful

Focused mainly on surveillance only, less extra parts allow for smaller, less intrusive housings.



Cost Effective

Lower costs to provide more competitive offerings.






Network Cameras

COMPETITIVE Series

[BACK TO CONTENTS](#)





FD9388-HTV



FD9368-HTV



IB9388-HT



IB9368-HT



IT9388-HT

5MP 88 / 2MP 68 Series	Outdoor Dome		Bullet		Turret
Camera Features					
Sensor Type	1/2.7" Progressive CMOS	1/2.9" Progressive CMOS	1/2.7" Progressive CMOS	1/2.9" Progressive CMOS	1/2.7" Progressive CMOS
Lens Type/ Focal Length/ F-number	Motorized/ 2.8 ~ 12 mm/ F1.4 ~ F2.8	Motorized/ 2.8 ~ 12 mm/ F1.4 ~ F2.8	Motorized/ 2.8 ~ 12 mm/ F1.4 ~ F2.8	Motorized/ 2.8 ~ 12 mm/ F1.4 ~ F2.8	Motorized/ 2.8 ~ 12 mm/ F1.4 ~ F2.8
Field of View	88° ~ 30° (H) 65° ~ 23° (V)	93° ~ 32° (H) 50° ~ 18° (V)	88° ~ 30° (H) 65° ~ 23° (V)	93° ~ 32° (H) 50° ~ 23° (V)	88° ~ 30° (H) 65° ~ 23° (V)
Day/ Night	•	•	•	•	•
IR Illuminators	30 m, IR LED*2	30 m, IR LED*2	30 m, IR LED*2	30 m, IR LED*2	30 m, IR LED*2
Min. Illumination	0.035 lux @ F1.4 (Color) <0.005 lux @ F1.4 (B/W) 0 lux with IR illumination on	0.055 lux @ F1.4 (Color) <0.005 lux @ F1.4 (B/W) 0 lux with IR illumination on	0.035 lux @ F1.4 (Color) <0.005 lux @ F1.4 (B/W) 0 lux with IR illumination on	0.055 lux @ F1.4 (Color) <0.005 lux @ F1.4 (B/W) 0 lux with IR illumination on	0.035 lux @ F1.4 (Color) <0.005 lux @ F1.4 (B/W) 0 lux with IR illumination on
Max. Resolution/ Frame Rate	20 fps @ 2560x1920	30 fps @ 1920x1080	20 fps @ 2560x1920	30 fps @ 1920x1080	20 fps @ 2560x1920
WDR Technology*	WDR Pro	WDR Pro	WDR Pro	WDR Pro	WDR Pro
On-board Storage	microSD/SDHC/SDXC card slot	microSD/SDHC/SDXC card slot	microSD/SDHC/SDXC card slot	microSD/SDHC/SDXC card slot	microSD/SDHC/SDXC card slot
Video/ Audio/ Network					
Video Compression	Triple-Codec (H.265/H.264/MJPEG)	Triple-Codec (H.265/H.264/MJPEG)	Triple-Codec (H.265/H.264/MJPEG)	Triple-Codec (H.265/H.264/MJPEG)	Triple-Codec (H.265/H.264/MJPEG)
Audio	One-way Audio	One-way Audio	-	-	One-way Audio
Digital Input/ Output	-	-	-	-	-
ONVIF	Profile G/S/T	Profile G/S/T	Profile G/S/T	Profile G/S/T	Profile G/S/T
Solution Integration					
VIVOCLOUD	•	•	•	•	•
Security	Trend Micro IoT Security	Trend Micro IoT Security	Trend Micro IoT Security	Trend Micro IoT Security	Trend Micro IoT Security
VCA	-	-	-	-	-
General					
Power Input/ Consumption	PoE/ Max. 12.95 W	PoE/ Max. 12.95 W	PoE/ Max. 12.95 W	PoE/ Max. 12.95 W	PoE/ Max. 9.8 W
Housing	IP66, IK10	IP66, IK10	IP66, IK10 (housing)	IP66, IK10 (housing)	IP66, IK10 (Housing)
Dimensions	ø 133 x 104 mm	ø 133 x 104 mm	85 x 85 x 214.5 mm	85 x 85 x 214.5 mm	ø 120 x 91 mm
Operating Temperature	-30°C ~ 60°C (-22°F ~ 140°F)	-30°C ~ 60°C (-22°F ~ 140°F)	-30°C ~ 60°C (-22°F ~ 140°F)	-30°C ~ 60°C (-22°F ~ 140°F)	-30°C ~ 60°C (-22°F ~ 140°F)
NDA Compliance Product	•	•	•	•	•

* All specifications are subject to change without notice.



FD9380-H



IB9380-H



IT9380-H



IT9360-H

5MP 80/2MP 60 Series	Outdoor Dome	Bullet	Turret	
Camera Features				
Sensor Type	1/2.7" Progressive CMOS	1/2.7" Progressive CMOS	1/2.7" Progressive CMOS	1/2.9" Progressive CMOS
Lens Type/ Focal Length/ F-number	Fixed/ 2.8 mm or 3.6 mm / F2.0	Fixed/ 3.6 mm/ F2.0	Fixed/ 2.8 mm or 3.6mm /F2.0	Fixed/ 2.8 mm or 3.6 mm/ F2.0
Field of View	103° (H), 76° (V) [FD9380-H (2.8mm)] 76° (H), 59° (V) [FD9380-H (3.6mm)]	76° (H) 59° (V)	103° (H), 76° (V) [IT9380-H (2.8mm)] 76° (H), 59° (V) [IT9380-H (3.6mm)]	109° (H), 59° (V) [IT9360-H (2.8mm)] 81° (H), 44° (V) [IT9360-H (3.6mm)]
Day/Night	•	•	•	•
IR Illuminators	30 m, IR LED*2	30 m, IR LED*2	30 m, IR LED*2	30 m, IR LED*2
Min. Illumination	0.03 lux @ F2.0 (Color) <0.005 lux @ F2.0 (B/W) 0 lux with IR illumination on	0.03 lux @ F2.0 (Color) <0.005 lux @ F2.0 (B/W) 0 lux with IR illumination on	0.03 lux @ F2.0 (Color) <0.005 lux @ F2.0 (B/W) 0 lux with IR illumination on	0.065 lux @ F2.0 (Color) <0.005 lux @ F2.0 (B/W) 0 lux with IR illumination on
Max. Resolution/ Frame Rate	20 fps @ 2560x1920	20 fps @ 2560x1920	20 fps @ 2560x1920	30 fps @ 1920x1080
WDR Technology*	WDR Pro	WDR Pro	WDR Pro	WDR Pro
On-board Storage	microSD / SDHC / SDXC card slot	microSD / SDHC / SDXC card slot	microSD / SDHC / SDXC card slot	microSD / SDHC / SDXC card slot
Video/ Audio/ Network				
Video Compression	Triple-Codec (H.265/H.264/MJPEG)	Triple-Codec (H.265/H.264/MJPEG)	Triple-Codec (H.265/H.264/MJPEG)	Triple-Codec (H.265/H.264/MJPEG)
Audio	-	-	One-way Audio	One-way Audio
Digital Input/ Output	-	-	-	-
ONVIF	Profile G/S/T	Profile G/S/T	Profile G/S/T	Profile G/S/T
Solution Integration				
VIVOCLOUD	•	•	•	•
Security	Trend Micro IoT Security	Trend Micro IoT Security	Trend Micro IoT Security	Trend Micro IoT Security
VCA	-	-	-	-
General				
Power Input/ Consumption	PoE/ Max. 6.49 W	PoE/ Max. 6.49 W	PoE/ Max. 6 W	PoE/ Max. 6 W
Housing	IP66, IK10 (housing)	IP66, IK10 (housing)	IP66, IK10 (housing)	IP66, IK10 (housing)
Dimensions	ø 117 x 90 mm	ø 91 x 177 mm	ø 105 x 83 mm	ø 105 x 83 mm
Operating Temperature	-30°C ~ 60°C (-22°F ~ 140°F)	-30°C ~ 60°C (-22°F ~ 140°F)	-20°C ~ 60°C (-4°F ~ 140°F)	-20°C ~ 60°C (-4°F ~ 140°F)
NDAA Compliance Product	•	•	•	•

* All specifications are subject to change without notice.



Model	FD9366-HV	FD9166-HN
2MP Mini Dome 66 Series	Outdoor Dome	Indoor Dome
Camera Features		
Sensor Type	1/2.9" Progressive CMOS	1/2.9" Progressive CMOS
Lens Type/ Focal Length/ F-number	Fixed/ 2.8 mm/ F1.8 Fixed/ 3.6mm/ F2.0	Fixed/ 2.8 mm/ F1.8 Fixed/ 3.6mm/ F2.0
Field of View	108° (H), 60° (V) [FD9366-HV (2.8mm)] 89° (H), 47° (V) [FD9366-HV (3.6mm)]	109° (H), 59° (V) [FD9166-HN (2.8mm)] 89° (H), 47° (V) [FD9166-HN (3.6mm)]
Day/ Night	•	•
IR Illuminators	20 m, IR LED*2	10 m, IR LED*4
Min. Illumination	FD9366-HV (2.8mm): 0.13 lux @ F1.8 (Color)/ 0.01 lux @ F1.8 (B/W) 0 lux with IR illumination on FD9366-HV (3.6mm): 0.15 lux @ F2.0 (Color)/ 0.01 lux @ F2.0 (B/W) 0 lux with IR illumination on	FD9166-HN (2.8mm): 0.07 lux @ F1.8 (Color)/ 0.01 lux @ F1.8 (B/W) 0 lux with IR illumination on FD9166-HN (3.6mm): 0.16 lux @ F2.0 (Color)/ 0.01 lux @ F2.0 (B/W) 0 lux with IR illumination on
Max. Resolution/ Frame Rate	30 fps @ 1920x1080	30 fps @ 1920x1080
WDR Technology*	WDR Pro	WDR Pro
On-board Storage	microSD/ SDHC/ SDXC card slot	microSD/ SDHC/ SDXC card slot
Video/ Audio/ Network		
Video Compression	Triple-Codec (H.265/ H.264/ MJPEG)	Triple-Codec (H.265/ H.264/ MJPEG)
Audio	One-way Audio	One-way Audio
Digital Input/ Output	1/1	1/0
ONVIF	Profile G/S/T	Profile G/S/T
Solution Integration		
VIVOCLOUD	•	•
Security	Trend Micro IoT Security	Trend Micro IoT Security
VCA	-	-
General		
Power Input/ Consumption	PoE/ Max. 5.5 W	PoE/ Max. 5.5 W
Housing	IP66, IP67, IK10, NEMA 4X	-
Dimensions	98 x 54 x 111 mm	ø 90 x 50 mm
Operating Temperature	-25°C ~ 60°C (-13°F~ 140°F)	-10°C ~ 55°C(14°F~ 131°F)
NDAA Compliance Product	•	•

* All specifications are subject to change without notice.



Model	FD9369	IB9369	FD9182-H
2MP Smart Motion 69 Series	Outdoor Dome	Bullet	Recessed - 5 Megapixel
Camera Features			
Sensor Type	1/3.1" Progressive CMOS	1/3.1" Progressive CMOS	1/2.7" progressive CMOS
Lens Type/ Focal Length/ F-number	Fixed/ 2.8 mm / F2.0	Fixed/ 2.8 mm/ F2.0 Fixed/ 3.6 mm/ F2.2	Fixed/ 2.8 mm/ F2.0
Field of View	116° (H) 65° (V)	118° (H), 65° (V) [IB9369 (2.8 mm)] 90° (H), 49° (V) [IB9369 (3.6 mm)]	103° (H) 76° (V)
Day/ Night	•	•	•
IR Illuminators	30 m, IR LED*1	30 m, IR LED*1	-
Min. Illumination	0.08 lux @ F2.0 (Color) <0.005 lux @ F2.0 (B/W) 0 lux with IR illumination on	IB9369 (2.8 mm): 0.08 lux @ F2.0 (Color)<0.005 lux @ F2.0 (B/W)0 lux with IR illumination on IB9369 (3.6 mm): 0.1 lux @ F2.2 (Color)<0.005 lux @ F2.2 (B/W)0 lux with IR illumination on	0.03 lux @ F2.0 (Color) <0.005 lux @ F2.0 (B/W)
Max. Resolution/ Frame Rate	30 fps @ 1920x1080	30 fps @ 1920x1080	20 fps @ 2560x1920
WDR Technology*	WDR Enhanced	WDR Enhanced	WDR Pro
On-board Storage	microSD/ SDHC/ SDXC card slot	microSD/ SDHC/ SDXC card slot	microSD/SDHC/SDXC card slot
Video/ Audio/ Network			
Video Compression	Triple-Codec (H.265/ H.264/ MJPEG)	Triple-Codec (H.265/ H.264/ MJPEG)	Triple-Codec (H.265/H.264/MJPEG)
Audio	-	-	One-way Audio
Digital Input/ Output	-	-	-
ONVIF	Profile G/S/T	Profile G/S/T	Profile G/S/T
Solution Integration			
VIVOCLOUD	-	-	•
Security	-	-	Trend Micro IoT Security
VCA	-	-	-
General			
Power Input/ Consumption	PoE: Max. 6.5 W DC 12V: Max. 5.1 W	PoE: Max. 6.5 W DC 12V: Max. 5.1 W	PoE/ Max. 3.6 W
Housing	IP66, IK10 (housing)	IP66, IK10 (housing)	-
Dimensions	ø 110 x 85 mm	ø 91 x 182 mm	ø 82 x 122 mm
Operating Temperature	-30°C ~ 55°C (-22°F ~ 131°F)	-30°C ~ 55°C (-22°F ~ 131°F)	-10°C ~ 50°C (14°F ~ 140°F)
NDAA Compliance Product	•	•	•

* All specifications are subject to change without notice.



FE9380-HV

NEW



FE9180-H-v2

360° Panoramic Cameras	360° Fisheye Cameras - 5 Megapixel	
Camera Features		
Sensor Type	1/2.7" Progressive CMOS	1/2.7" Progressive CMOS
Lens Type/ Focal Length/ F-number	Fixed/ 1.16 mm/ F2.25	Fixed/ 1.16 mm/ F2.25
Field of View	180° (H) 180° (V)	180° (H) 180° (V)
Day/ Night	•	•
IR Illuminators	10 m, IR LED*4	-
Min. Illumination	0.05 lux @ F2.25 (Color) <0.005 lux @ F2.25 (B/W) 0 lux with IR illumination on	0.05 lux @ F2.25 (Color) <0.005 lux @ F2.25 (B/W)
Max. Resolution/ Frame Rate	30 fps @ 1920x1920	30 fps @ 1920x1920
WDR Technology*	WDR Pro	WDR Pro
On-board Storage	microSD/SDHC/SDXC card slot	microSD/SDHC/SDXC card slot
Video/ Audio/ Network		
Video Compression	Triple-Codec (H.265/H.264/MJPEG)	Triple-Codec (H.265/H.264/MJPEG)
Audio	One-way Audio	One-way Audio
Digital Input/ Output	-	-
ONVIF	Profile G/S/T	Profile G/S/T
Solution Integration		
VIVOCLOUD	•	-
Security	Trend Micro IoT Security	Trend Micro IoT Security
VCA	-	-
General		
Power Input/ Consumption	PoE/ Max. 12 W	PoE/ Max. 3.8 W
Housing	IP66, IK10	-
Dimensions	ø 150 x 68 mm	ø 94 x 39 mm
Operating Temperature	-30°C ~ 60°C (-22°F ~ 140°F)	-10°C ~ 50°C (14°F ~ 122°F)
NDA Compliance Product	•	•

* All specifications are subject to change without notice.



CC9380-HV



CC9381-HV



CC9160-H



CC9160-H(HS)


180° Panoramic Cameras	5 Megapixel		2 Megapixel	
Camera Features				
Sensor Type	1/2.7" Progressive CMOS	1/2.7" Progressive CMOS	1/2.8" Progressive CMOS	1/2.8" Progressive CMOS
Lens Type/ Focal Length/ F-number	Fixed/ 1.45 mm/ F2.2	Fixed / 1.45 mm/ F2.2	Fixed/ 1.66 mm/ F1.95	Fixed/ 1.66 mm/ F1.95
Field of View	180° (H) 120° (V)	180° (H) 120° (V)	180° (H) 100° (V)	180° (H) 100° (V)
Day/ Night	•	•	-	-
IR Illuminators	-	15 m	-	-
Min. Illumination	0.11 lux @ F2.2 (Color) 0.01 lux @ F2.2 (B/W)	0.11 lux @ F2.2 (Color) 0.01 lux @ F2.2 (B/W) 0 lux with IR illumination on	0.03 lux @ F1.95 (Color)	0.03 lux @ F1.95 (Color)
Max. Resolution/ Frame Rate	20 fps @ 2560x1920 (WDR on) 30 fps @ 2560x1920 (WDR off)	20 fps @ 2560x1920 (WDR on) 30 fps @ 2560x1920 (WDR off)	30 fps @ 1920x1920	30 fps @ 1920x1920
WDR Technology*	WDR Pro	WDR Pro	WDR Pro	WDR Pro
On-board Storage	microSD/SDHC/SDXC card slot	microSD/SDHC/SDXC card slot	microSD/SDHC/SDXC card slot	microSD/SDHC/SDXC card slot
Video/ Audio/ Network				
Video Compression	Triple-Codec (H.265/H.264/MJPEG)	Triple-Codec (H.265/H.264/MJPEG)	Triple-Codec (H.265/H.264/MJPEG)	Triple-Codec (H.265/H.264/MJPEG)
Audio	One-way Audio	One-way Audio	One-way Audio	-
Digital Input/ Output	-	-	-	-
ONVIF	Profile G/S/T	Profile G/S/T	Profile G/S/T	Profile G/S/T
Solution Integration				
VIVOCLOUD	•	•	•	•
Security	Trend Micro IoT Security	Trend Micro IoT Security	Trend Micro IoT Security	Trend Micro IoT Security
VCA	-	-	-	-
General				
Power Input/ Consumption	PoE/ Max. 5 W	PoE/ Max. 9.1 W	PoE/ Max. 5 W	PoE/ Max. 5 W
Housing	IP66, IK10	IP66, IK10	-	-
Dimensions	115 x 65 x 59 mm	160 x 72 x 60 mm (Dome to rear panel) 39 mm (Flat to rear panel)	147 x 61 x 41 mm (with bracket)	866 x 49 x 28 mm
Operating Temperature	-30°C ~ 50°C (-22°F ~ 122°F)	-30°C ~ 50°C (-22°F ~ 122°F)	-10°C ~ 45°C (14°F ~ 113°F)	-10°C ~ 45°C (14°F ~ 113°F)
NDAA Compliance Product	•	•	•	•

* All specifications are subject to change without notice.

BACK TO CONTENTS

Application Specific Solutions

Network Surveillance Products Designed for Distinct User Scenarios.



Transportation

Trusted and Reliable Solutions for Onboard Rolling Stock

LPC / LPR

License Plate Capture & Recognition Cameras

INSIGHT

AIoT Surveillance Solutions Driven by OSSA

Thermal

Infrared Thermal Imaging

Correctional

Corner Domes for Correctional Facilities

Counting

People Counting Solutions for Retail & Transportation

Facial Recognition

Hands Free Solution for Access Control

Network Audio

Audio for Security

Media Converters

Effortless Solutions for Converting Media

Application Solution

Transportation Cameras

Trusted and Reliable Solutions for Onboard Rolling Stock




Reliable and Rugged Design

Cameras are built and tested to endure harsh operating conditions including extreme temperatures, mechanical impacts and vibrations, featuring streamlined rugged metal housings with high IP and IK ratings to ensure maximum reliability for security monitoring in any environment.



Industry Standards and Certifications

Designed for transportation applications, VIVOTEK's transportation cameras are compliant with the strictest norms and regulations required by international law and transportation authorities.



AI-Powered Video Analytics

VIVOTEK's dedicated analytics for transportation cameras provide fast and accurate detection of various on-board scenarios.





Model	MD9582-H	MD9584-H	MD9560-H	MD9560-DH	FE9391-EV-v2-M12	FE9582-EHNV
Transportation Cameras	5 Megapixel		2 Megapixel		12 Megapixel	5 Megapixel
Camera Features						
Sensor Type	1/2.7" Progressive CMOS		1/2.9" Progressive CMOS		1/2.3" Progressive CMOS in 4056x3040	1/1.8" Progressive CMOS in 3096x2094
Lens Type/ Focal Length/ F-number	Fixed/ 2.8 mm / F1.8 Fixed/ 3.6 mm / F2.0		Fixed/ 2.8 mm / F1.8 Fixed/ 3.6 mm / F2.0		Fixed/ 2.8 mm / F1.8	Fixed/ 1.47 mm / F2.2
Field of View	102° (H), 76° (V) [MD9582-H (2.8 mm)] 83° (H), 61° (V) [MD9582-H (3.6 mm)]		83° (H), 61° (V) [MD9584-H (3.6 mm)] 50° (H), 37° (V) [MD9584-H (6 mm)]		108° (H), 60° (V) [MD9560-H (2.8 mm)] 89° (H), 47° (V) [MD9560-H (3.6 mm)]	108° (H) 60° (V)
Day/ Night	•		•		•	•
IR Illuminators	20 m, IR LED*2		50 m, IR LED*4		20 m, IR LED*2	5 m, 940 nm, IR LED*4 10 m, 940 nm, IR LED*6
Min. Illumination	MD9582-H (2.8 mm): 0.09 lux @ F1.8 (Color) 0.01 lux @ F1.8 (B/W) 0 lux with IR illumination on MD9582-H (3.6 mm) 0.1 lux @ F2.0 (Color) 0.01 lux @ F2.0 (B/W) 0 lux with IR illumination on		MD9584-H (3.6 mm) 0.1 lux @ F2.0 (Color) 0.01 lux @ F2.0 (B/W) 0 lux with IR illumination on MD9584-H (6 mm) 0.1 lux @ F2.0 (Color) 0.01 lux @ F2.0 (B/W) 0 lux with IR illumination on		MD9560-H (2.8 mm): 0.13 lux @ F1.8 (Color) 0.01 lux @ F1.8 (B/W) 0 lux with IR illumination on MD9560-H (3.6 mm): 0.16 lux @ F2.0 (Color) 0.01 lux @ F2.0 (B/W) 0 lux with IR illumination on	0.13 lux @ F1.8 (Color) 0.01 lux @ F1.8 (B/W) 0 lux with IR illumination on
Max. Resolution/ Frame Rate	30 fps @ 2560x1920 60 fps @ 1920x1080		30 fps @ 2560x1920 60 fps @ 1920x1080		30 fps @ 1920x1080	30 fps @ 2816x2816 30 fps @ 1920x1920
WDR Technology*	WDR Pro		WDR Pro		WDR Pro	WDR Pro
On-board Storage	microSD/ SDHC/ SDXC card slot		microSD/ SDHC/ SDXC card slot		microSD/ SDH / SDXC card slot	microSD/SDHC/SDXC card slot
Video/ Audio/ Network						
Video Compression	Triple-Codec (H.265/H.264/MJPEG)		Triple-Codec (H.265/H.264/MJPEG)		Triple-Codec (H.265/H.264/MJPEG)	Triple-Codec (H.265/H.264/MJPEG)
Audio	One-way Audio		Two-way Audio (Full duplex)		One-way Audio	Two-way Audio (Full duplex)
Digital Input/ Output	1/1		1/1		1/1	1/1 (optional)
ONVIF	Profile G/S/T		Profile G/S/T		Profile G/S/T	Profile G/S/T
Solution Integration						
VIVOCLOUD	-		•		•	-
Security	Trend Micro IoT Security		Trend Micro IoT Security		Trend Micro IoT Security	Trend Micro IoT Security
VCA	Smart Motion Detection, Smart VCA (optional)		Smart Motion Detection, Smart VCA (optional)		-	Smart Motion Detection, Smart VCA (optional)
General						
Power Input/ Consumption	PoE Max. 6 W		PoE (M12 connector, for Camera System) DC 24V (for Heater) Max. 10.26 W Heater: 24 W		PoE Max. 5.5 W	DC 12V /PoE (M12 connector) Max. 18 W
Housing	IP66, IP67, IK10, NEMA 4X		IP6K9K/IP68, IK10+, NEMA 4X		IP66, IP67, IK10, NEMA 4X	IP66, IP67, IK10, NEMA 4X
Dimensions	98 x 110 x 54 mm		175 x 122 x 59 mm		98 x 110 x 54 mm	98 x 110 x 54 mm
Operating Temperature	-40°C ~ 70°C (-40°F~ 158°F)		-40°C ~ 70°C (-40°F~ 158°F)		-25°C ~ 60°C (-13°F~ 140°F)	-25°C ~ 60°C (-13°F~ 140°F)
NDA Compliance Product	•		•		•	•

* All specifications are subject to change without notice.

Application Solution

LPC Cameras

From High Levels of Glare to the Darkest Hours of the Night

**155
MPH**

Capture Vehicle Speeds up to 155MPH (250 km/h)

VIVOTEK's Freeway LPC camera adopts a 3-Megapixel global shutter sensor combined with built-in corresponding 24W pulse mode IR LEDs to provide clear license plate images for reliable recognition in high-speed traffic applications.



Single Camera Coverage of Both Scene Overview & LPC View

VIVOTEK's 2-Megapixel resolution kit provides not only sufficient PPF for license plate capture, but also a clear overview of moving vehicles, including car color, brand and make, for general traffic surveillance purposes.

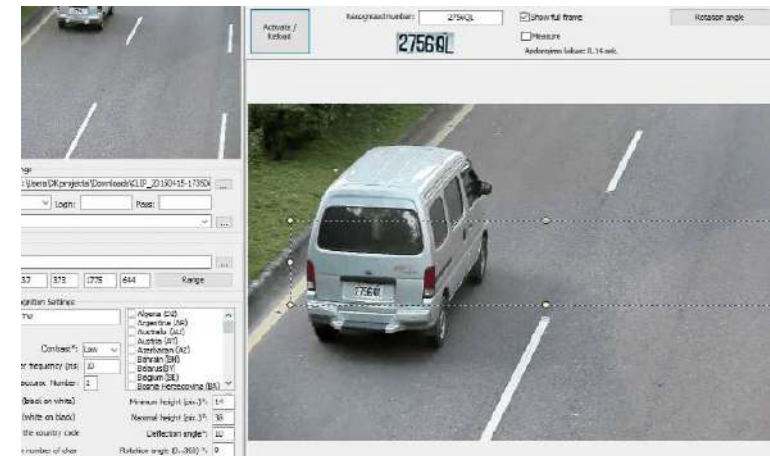


Supreme Anti-Glare Capability

Capturing images at night is a challenging issue for any surveillance application, but for LPC applications the challenge is even greater due to noise and glare caused by car headlights.



Scene Overview






License Plate Recognition View



Model	S SERIES NEW IP9191-LPC-v2	V SERIES NEW IP9181-LPC-v2	V SERIES NEW IP9181-LPC-v2 (Kit)
License Plate Capture Cameras	4K	5 Megapixel	
Camera Features			
Sensor Type	1/1.8" Progressive CMOS	1/2.8" Progressive CMOS	1/2.8" Progressive CMOS
Lens Type/ Focal Length/ F-number	Remote Back Focus i-CS/ 9 ~ 50 mm/ F1.5	Remote Back Focus i-CS/ 9 ~ 50 mm/ F1.5	Remote Back Focus i-CS/ 9 ~ 50 mm/ F1.5
Field of View	46° ~ 9° (H) 26° ~ 5° (V)	31° ~ 6° (H) 23° ~ 5° (V)	31° ~ 6° (H) 23° ~ 5° (V)
Day/ Night	•	•	•
IR Illuminators	-	-	External IR Illuminator (CA80I8-2040/AI-109)
Min. Illumination	0.02 lux @ F1.5 (Color) 0.005 lux @ F1.5 (B/W)	0.02 lux @ F1.5 (Color) 0.005 lux @ F1.5 (B/W)	0.02 lux @ F1.5 (Color) 0.005 lux @ F1.5 (B/W)
Max. Resolution/ Frame Rate	30 fps @ 3840x2160 60 fps @ 1920x1080	30 fps @ 2560x1920 30 fps @ 2880x1632	30 fps @ 2560x1920 30 fps @ 2880x1632
WDR Technology*	WDR Pro	WDR Pro	WDR Pro
On-board Storage	microSD/ SDHC/ SDXC card slot	microSD/ SDHC/ SDXC card slot	microSD/ SDHC/ SDXC card slot
Video/ Audio/ Network			
Video Compression	Triple-Codec (H.265/ H.264/ MJPEG)	Triple-Codec (H.265/ H.264/ MJPEG)	Triple-Codec (H.265/ H.264/ MJPEG)
Audio	Two-way Audio (full duplex)	Two-way Audio (full duplex)	Two-way Audio (full duplex)
Digital Input/ Output	2/2	2/2	2/2
ONVIF	Profile G/S/T	Profile G/S/T	Profile G/S/T
Solution Integration			
VIVOCLOUD	-	-	-
Security	Secure Boot, Signed Firmware, Trend Micro IoT Security	Secure Boot, Signed Firmware, Trend Micro IoT Security	Secure Boot, Signed Firmware, Trend Micro IoT Security
VCA	Smart Motion Detection, Smart VCA, Vision OA	Smart Motion Detection, Smart VCA (optional)	Smart Motion Detection, Smart VCA (optional)
General			
Power Input/ Consumption	AC 24V/ DC 12V/ PoE Max. 9 W (DC 12V) Max. 15 W (AC 24V) Max. 11 W (PoE)	AC 24V/ DC 12V/ PoE Max. 9 W (DC 12V) Max. 15 W (AC 24V) Max. 11 W (PoE)	AC 24V/ DC 24V/ Highway Kit (CA80I8-2040): Max. 110 W, Suggested Power: AC 24V or DC 24V/ 5A Street Kit (AI-109): Max. 78 W Suggested Power: AC 24V or DC 24V/ 3.5A
Housing	-	-	IP68, IK10
Dimensions	155 x 70 x 61 mm (w/o lens) 263 x 78 x 84 mm (w/ lens)	155 x 70 x 61 mm (w/o lens) 263 x 78 x 84 mm (w/ lens)	Highway Kit: 503 x 170 x 400 mm Street Kit: 503 x 170 x 365 mm
Operating Temperature	-10°C ~ 60°C (14°F ~ 140°F)	-10°C ~ 60°C (14°F ~ 140°F)	-20°C ~ 60°C (-4°F ~ 140°F) -40°C ~ 60°C (-40°F ~ 140°F), with optional cold start heater
NDA Compliance Product	•	•	•
Max. Speed	-	-	Highway: 110MPH (180 km/hr) Street: 60MPH (90 km/hr)

* All specifications are subject to change without notice.



Model	 IP9172-LPC (Freeway)	 IP9165-LPC-v2	 IP9165-LPC-v2 Kit
License Plate Capture Cameras	3 Megapixel		2 Megapixel
Camera Features			
Sensor Type	1/1.8" Global Shutter CMOS	1/2" Progressive CMOS	1/2" Progressive CMOS
Lens Type/ Focal Length/ F-number	Remote Focus CS-mount/ 12 ~ 40 mm/ F1.8 ~ F2.3	IP9165-LPC-v2 (9 ~ 50 mm): i-CS/ 9 ~ 50 mm/ F1.5 ~ F1.6 IP9165-LPC-v2 (12 ~ 40 mm): Remote Back Focus/ 12 ~ 40 mm/ F1.8 ~ F2.3	IP9165-LPC-v2 (9 ~ 50 mm): i-CS/ 9 ~ 50 mm/ F1.5 ~ F1.6 IP9165-LPC-v2 (12 ~ 40 mm): Remote Back Focus/ 12 ~ 40 mm/ F1.8 ~ F2.3
Field of View	35.8° ~ 12.3° (H) 26.3° ~ 9.8° (V)	IP9165-LPC-v2 (9 ~ 50 mm): 42.8° ~ 8.3° (H), 24.3° ~ 4.7° (V) IP9165-LPC-v2 (12 ~ 40 mm): 34.2° ~ 11.6° (H), 18.7° ~ 6.6° (V)	IP9165-LPC-v2 (9 ~ 50 mm): 42.8° ~ 8.3° (H), 24.3° ~ 4.7° (V) IP9165-LPC-v2 (12 ~ 40 mm): 34.2° ~ 11.6° (H), 18.7° ~ 6.6° (V)
Day/ Night	•	•	•
IR Illuminators	External IR Illuminator (CF24I8-2040)	-	External IR Illuminator (CA80I8-2040/AI-109)
Min. Illumination	IR Threshold: 300 lux @ IR On / 600 lux @ IR Off RS485 configurable	IP9165-LPC-v2 (9 ~ 50 mm): 0.01 lux @ F1.5 (Color) IP9165-LPC-v2 (12 ~ 40 mm): 0.08 lux @ F1.8 (Color)	IR Threshold: 300 lux @ IR On / 600 lux @ IR Off RS485 configurable
Max. Resolution/ Frame Rate	55 fps @ 2048x1536, AEB off 60 fps @ 1920x1080, AEB off 30 fps @ 1920x1080, AEB on	60 fps @ 1920x1080	60 fps @ 1920x1080
WDR Technology*	-	WDR Pro II	WDR Pro II
On-board Storage	microSD/SDHC/SDXC card slot	microSD/SDHC/SDXC card slot	microSD/SDHC/SDXC card slot
Video/ Audio/ Network			
Video Compression	Triple-Codec (H.265/H.264/MJPEG)	Triple-Codec (H.265/H.264/MJPEG)	Triple-Codec (H.265/H.264/MJPEG)
Audio	Two-way Audio (Full duplex)	Two-way Audio (Full duplex)	Two-way Audio (Full duplex)
Digital Input/ Output	2/1	2/2	2/2
ONVIF	Profile G/S/T	Profile G/S/T	Profile G/S/T
Solution Integration			
VIVOCLOUD	•	•	•
Security	Trend Micro IoT Security	Secure Boot, Signed Firmware, Trend Micro IoT Security	Secure Boot, Signed Firmware, Trend Micro IoT Security
VCA	-	Smart Motion Detection, Smart VCA	Smart Motion Detection, Smart VCA
General			
Power Input/ Consumption	AC 24V/ DC 24V -20°C ~ 60°C (-4°F ~ 140°F): Max. 60 W Suggested Power: AC 24V or DC 24V/ 3A -40°C ~ 60°C (-40°F ~ 140°F): Max. 100 W Suggested Power: AC 24V or DC 24V/ 5A	AC 24V/ DC 12V/ PoE Max. 9 W (DC 12V) Max. 18 W (AC 24V) Max. 9.06 W (PoE)	AC 24V / DC24V Highway Kit (CA80I8-2040): Max. 110 W Suggested Power: AC 24V or DC 24V/ 5A Street Kit: Max. 78 W Suggested Power: AC 24V or DC 24V/ 3.5A
Housing	IP68, IK10	-	IP68, IK10
Dimensions	503 x 170 x 400 mm	255 x 70 x 64 mm (9 ~ 50 mm) 203 x 70 x 61 mm (12 ~ 40 mm)	Highway Kit: 503 x 170 x 400 mm Street Kit: 503 x 170 x 365 mm
Operating Temperature	-20°C ~ 60°C (-4°F ~ 140°F) -40°C ~ 60°C (-40°F ~ 140°F), with cold start heater	-10°C ~ 60°C (14°F ~ 140°F)	-20°C ~ 60°C (-4°F ~ 140°F) -40°C ~ 60°C (-40°F ~ 140°F), with optional cold start heater
NDA Compliance Product	-	•	•
Max. Speed	155MPH (250 km/hr)	-	Highway: 110MPH (180 km/hr) Street: 60MPH (90 km/hr)

* All specifications are subject to change without notice.

From High Levels of Glare to the Darkest Hours of the Night



Application Solution

LPR Cameras

VIVOTEK Developed Solutions for Capturing License Plate Images in LPR Applications



Edge LPR Solution for Parking and Access Control

VIVOTEK Edge LPR solutions can identify license plates from over 70 countries and states simultaneously. With Wiegand converter and access control system integration, VIVOTEK Edge LPR solutions can use license plates to allow entry, ideal for parking access control and Stop & Go toll systems.



Edge LPR Solution for Urban Applications

An ideal option for city surveillance, residential communities, and expressway toll-management applications, the urban/street application Edge LPR solution has all the best features of the Stop & Go application, but can also capture clear license plate images from vehicles moving at speeds up to 60MPH (90km/hr). Additionally, this solution can simultaneously combine LPR data and a snapshot from a linked camera, providing precise, reliable, and authoritative data as evidence.




Vehicle Access Control



Stop & Go Toll Collection



Model	 IP9165-LPR-v2 Kit (Street)	 NEW IB9387-LPR-v2
License Plate Recognition Cameras	2 Megapixel	5 Megapixel
Camera Features		
Sensor Type	1/2" Progressive CMOS	1/2.8" Progressive CMOS
Lens Type/ Focal Length/ F-number	IP9165-LPR-v2 (9 ~ 50 mm): i-CS/ 9 ~ 50 mm/ F1.5 ~ F1.6 IB9165-LPR-v2 (12 ~ 40 mm): Manual Focus/ 12 ~ 40 mm/ F1.8 ~ F2.3	Motorized/ 2.7 ~ 13.5 mm/ F1.4 ~ F2.8
Field of View	IP9165-LPR-v2 (9 ~ 50 mm): 42.8° ~ 8.3° (H), 24.3° ~ 4.7° (V) IP9165-LPR-v2 (12 ~ 40 mm): 34.2° ~ 11.6° (H), 18.7° ~ 6.6° (V)	100° ~ 30° (H) 72° ~ 23° (V)
Day/ Night	•	•
IR Illuminators	Snap-in IR Illuminator (AI-109)	2~6 m, IR LED*4
Min. Illumination	IR Threshold: 300 lux @ IR On 600 lux @ IR Off RS485 configurable	0.07.5 lux @ F1.4 (Color) <0.01 lux @ F1.4 (B/W)
Max. Resolution/ Frame Rate	60 fps @ 1920x1080	30 fps @ 2560x1920 60 fps @ 1920x1080
WDR Technology*	WDR Pro II	WDR Pro
On-board Storage	microSD/SDHC/SDXC card slot	microSD/ SDHC/ SDXC card slot Build in 16GB micro SD Card for LPR images
Video/ Audio/ Network		
Video Compression	Triple-Codec (H.265/H.264/MJPEG)	Triple-Codec (H.265/ H.264/MJPEG)
Audio	Two-way Audio (Full duplex)	Two-way Audio (Full duplex)
Digital Input/ Output	2/2	2/2
ONVIF	Profile G/S/T	Profile G/S/T
Solution Integration		
VIVOCLOUD	-	-
Security	Trend Micro IoT Security	Trend Micro IoT Security
VCA	-	Traffic VCA LPR+
General		
Power Input/ Consumption	AC 24V/ DC24V/ Max. 110 W	AC 24V/ DC 12V/ PoE Max. W TBD
Housing	IP68, IK10	IP66, IP67, IK10 (Metal housing)
Dimensions	503 x 170 x 365 mm	ø 118 x 118 x 294 mm
Operating Temperature	-20°C ~ 60°C (-4°F ~ 140°F) -40°C ~ 60°C (-40°F ~ 140°F), with optional cold start heater	-30°C ~ 60°C (-22°F ~ 140°F)
NDAA Compliance Product	•	•
Max. Speed	Up to 60MPH (90 km/hr)	Stop & Go

* i-CS: Intelligent CS-mount lenses can be used for add-on value functions, ex. remote zoom focus control, distortion correction, shading correction, etc.

*Available only in certain countries/regions, please contact VIVOTEK. Extra conditions may apply

Application Solution

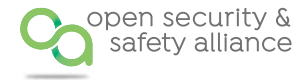
INSIGHT Series

Empowering AI on Surveillance Systems

VIVOTEK's INSIGHT series provides solutions driven by domain experts by leveraging OSSA®, which allows apps to be easily created, maintained, and updated for the security industry. Working closely with developers, the INSIGHT series represents the future of implementing an open platform into physical surveillance products, enabling system integrators, software developers and users to enable security cameras to deliver actionable insights.

Driven by OSSA

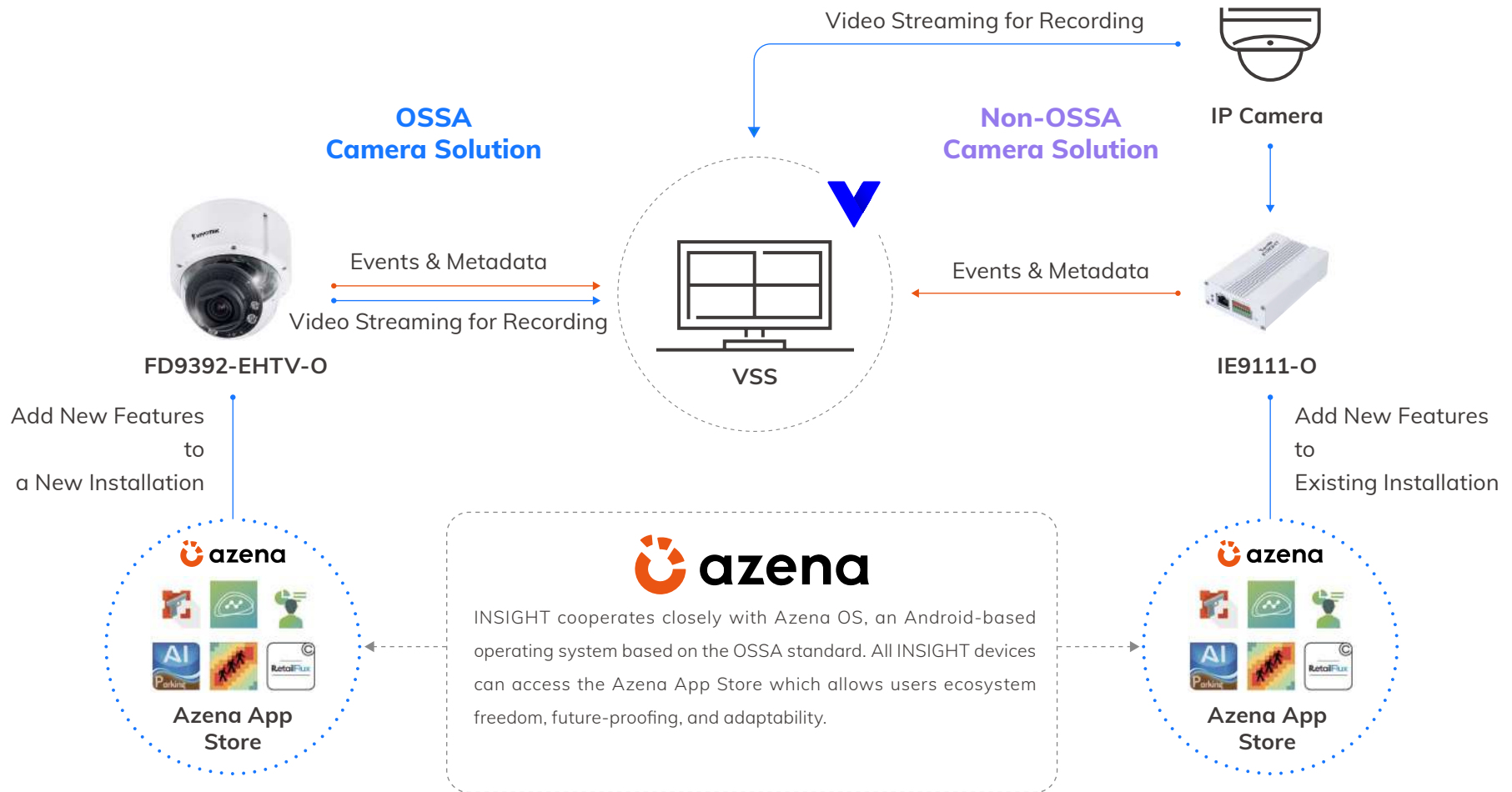
INSIGHT products use the Technology Stack for video security devices as set forth by the Open Security & Safety Alliance. OSSA®, founded by VIVOTEK and 4 other leading companies in the IP surveillance industry, is a collaboration initiative created for providing standards and specifications for common components including operating system, IoT infrastructure, collective approach for data security and privacy, and a drive for improved levels of performance for security and safety solutions.



INSIGHT



Upgrade your Network Cameras to AIoT Devices



Application Solution



Common Operating System

One place to find just the app you need and install within minutes. Apps to help retailers improve store layout. Apps to improve traffic flow. Apps to streamline airport crowd flow and many more.



App Store

INSIGHT products all run Azena's Android based OS, providing apps that have been tailored by domain experts.



How it Works

Available free trial of all apps. Quickly and simply install the apps you need on any INSIGHT product, even running multiple apps in parallel.



Secure

It starts from the ground up with an OS that has community collaboration on updates, penetration tests, and application scans for malicious software as well as legal screenings of developer companies.



Model	FD9392-EHTV-O
	INSIGHT AI-Cameras
Camera Features	
Sensor Type	1/1.8" Progressive CMOS
Lens Type/ Focal Length/ F-number	Motorized/ 3.9 ~ 10 mm / F1.5 ~ F2.7
Field of View	119° ~ 45° (H) 63° ~ 25° (V)
Day/ Night	•
IR Illuminators	50 m, IR LED*5
Min. Illumination	0.28 lux @ F1.5 (Color) 0.005 lux @ F1.5 (B/W) 0 lux with IR illumination on
Max. Resolution/ Frame Rate	30 fps @ 3840x2160
WDR Technology*	WDR Pro
On-board Storage	microSD/SDHC/SDXC card slot
Video/ Audio/ Network	
Video Compression	Dual-Codec (H.265/H.264)
Audio	-
Digital Input/ Output	1/1
ONVIF	Supports Device Discovery
Solution Integration	
VIVOCLOUD	-
Security	Secure boot
VCA	Supported by Azena APPs
General	
Power Input/ consumption	AC 24V/ DC 12V/ PoE Max. 25 W
Housing	IP66, IP67, IK10, NEMA 4X
Dimensions	ø 155 x 138 mm
Operating Temperature	-50°C ~ 60°C (-58°F ~ 140°F)
NDA Compliance Product	-

* All specifications are subject to change without notice.


Applications



Parking Management
by DeepSolutions



Face Mask Detection
by SenseTime International (Taiwan)



Retail (Counting / Heatmap)
by Link Retail



PPE Inspection
by Noctuai



Gun Detection
by Noema



IE9111-O



IE9111-O (M12)

Model

	INSIGHT AI-Boxes	
Short Highlight	Driven by OSSA, Azena OS, Edge AI, VCA	Driven by OSSA, Azena OS, Edge AI, VCA, M12 Connector, EN50155
Decoding	H.264/H.265: 60 fps @ 3840 x 2160 (4K)	H.264/H.265: 60 fps @ 3840 x 2160 (4K)
Channel	1-CH Video Source / 4-CH RTSP Streaming	1-CH Video Source / 4-CH RTSP Streaming
AI Engine	Qualcomm® Neural Processing SDK, ONNX, Android NN, Caffe, 2.1 TOPS @ 1w, Caffe2, Tensorflow	Qualcomm® Neural Processing SDK, ONNX, Android NN, Caffe, 2.1 TOPS @ 1w, Caffe2, Tensorflow
VCA	Supported by Azena APPs	Supported by Azena APPs
Embedded App	INSIGHT Event Adapter	INSIGHT Event Adapter
Interface	RJ-45	M12 (D-code 4 pin)
Networking	10/100/1000 Mbps Ethernet	10/100 Mbps Ethernet
Power Input	IEEE 802.3af Class3 PoE	IEEE 802.3af Class3 PoE
Power Consumption	Max. 12 W	Max. 12 W
Digital Input /Output	2 / 2	2 / 2
Dimensions	123 x 74 x 30 mm	123 x 74 x 30 mm
Weight	230g	230g
Operating Temperature	-25°C ~ 55 °C (-13°F ~ 131°F)	-25°C ~ 55 °C (-13°F ~ 131°F)
NDA Compliance Product	●	●

* All specifications are subject to change without notice.

Application Solution

Thermal Bullet Cameras

Infrared Thermal Imaging



Long Distance Monitoring

VIVOTEK thermal cameras offer different lens options to allow users to easily adapt to different detection scenarios.




Robust Design for Outdoor Environments

Cameras are IP66/IP67 rated and equipped with NEMA 4X housings. The unique lens guard design provides extra protection from tampering and objects.



Video Analytics for Perimeter Protection

VIVOTEK thermal cameras, with video analytic features such as line crossing and field detection, make perimeter protection both simple and efficient.





Normal Camera

Thermal Camera



Thermal Camera



Model		TB9330-E		TB9331-E
Thermal Bullet Cameras				
Camera Features				
Sensor Type		Uncooled Vox Infrared Detector		Uncooled Vox Infrared Detector
Lens Type/ Focal Length/ F-number		Fixed Thermal Lens/ 8.8 mm,19 mm 35 mm, 50 mm/ F1.0		Fixed Thermal Lens/ 8.8 mm,19 mm 35 mm, 50 mm/ F1.0
Field of View		38.3° (H), 26.1° (V) [TB9330-E (8.8mm)] 18.3° (H), 12.3° (V) [TB9330-E (19mm)] 10° (H), 6.7° (V) [TB9330-E (35mm)] 7° (H), 4.7° (V) [TB9330-E (50mm)]		69.6° (H), 49.7° (V) [TB9331-E (8.8mm)] 35.7° (H), 24.2° (V) [TB9331-E (19mm)] 19.8° (H), 13.3° (V) [TB9331-E (35mm)] 14° (H), 9.3° (V) [TB9331-E (50mm)]
Day/ Night		-		-
IR Illuminators		-		-
Min. Illumination		-		-
Max. Resolution/ Frame Rate		30 fps @ 384x256		30 fps @ 720x480
WDR Technology*		-		-
On-board Storage		MicroSD/ SDHC/ SDXC card slot		MicroSD/ SDHC/ SDXC card slot
Video/ Audio/ Network				
Video Compression		Triple-Codec (H.265/ H.264/ MJPEG)		Triple-Codec (H.265/ H.264/ MJPEG)
Audio		Two-way Audio (Full duplex)		Two-way Audio (Full duplex)
Digital Input/ Output		1/1		1/1
ONVIF		Profile G/S		Profile G/S
Solution Integration				
VIVOCLOUD		•		•
Security		Trend Micro IoT Security		Trend Micro IoT Security
VCA		-		-
General				
Power Input/ Consumption		AC 24V/ DC 12V/ PoE Max. 12.5 W		AC 24V/ DC 12V/ PoE Max. 14 W
Housing		IP66, IP67, IK10, NEMA 4X		IP66, IP67, IK10, NEMA 4X
Dimensions		w/ junction box: 121 x 121 x 472 mm (8.8mm) 121 x 121 x 453 mm (19mm) 121 x 121 x 456 mm (35/50mm)		w/ junction box: 121 x 121 x 472 mm (8.8mm) 121 x 121 x 453 mm (19mm) 121 x 121 x 456 mm (35/50mm)
Operating Temperature		-50°C ~ 60°C (-58°F ~ 140°F)		-30°C ~ 60°C (-22°F ~ 140°F)
NDAA Compliance Product		-		-

Application Solution

Correctional Facilities

Corner Dome Cameras



Designed for Correctional Institutions

Specifically made for prisons, jails, and mental institutions.



Anti-Ligature

Designed in a way to protect inmates from hanging, suicide, and other methods of self inflicted harm.





CD9381-HNTV



CD9381-HNVF2

Model	CD9381-HNTV	CD9381-HNVF2
Corner Dome Cameras	5 Megapixel	
Camera Features		
Sensor Type	1/2.7" Progressive CMOS	1/2.7" Progressive CMOS
Lens Type/ Focal Length/ F-number	Motorized/ 2.8 ~ 8 mm/ F1.8 ~ F2.78	Fixed/ 2.4 mm/ F2.1
Field of View	95° ~ 41° (H) 69° ~ 31° (V)	124° (H) 92° (V)
Day/ Night	•	•
IR Illuminators	10 m, IR LED*2	10 m, IR LED*2
Min. Illumination	0.085 lux @ F2.1(Color) <0.005 lux, @ F2.1(B/W) 0 lux with IR illumination on	0.07 lux @ F2.1(Color) <0.005 lux, @ F2.1(B/W) 0 lux with IR illumination on
Max. Resolution/ Frame Rate	30 fps @ 2560X1920 60 fps @ 1920x1080	30 fps @ 2560x1920 60 fps @ 1920x1080
WDR Technology*	WDR Pro	WDR Pro
On-board Storage	microSD/ SDHC/ SDXC card slot	microSD/ SDHC/ SDXC card slot
Video/ Audio/ Network		
Video Compression	Triple-Codec (H.265/ H.264/ MJPEG)	Triple-Codec (H.265/ H.264/ MJPEG)
Audio	Two-way Audio (Full duplex)	Two-way Audio (Full duplex)
Digital Input/ Output	1/1 (Optional)	1/1 (Optional)
ONVIF	Profile G/S/T	Profile G/S/T
Solution Integration		
VIVOCLOUD	-	-
Security	Secure Boot, Signed Firmware, Trend Micro IoT Security	Secure Boot, Signed Firmware, Trend Micro IoT Security
VCA	Smart Motion Detection, Smart VCA	Smart Motion Detection, Smart VCA
General		
Power Input/ Consumption	AC 24V (Optional) /DC 12V (Optional) /PoE Max. 18 W	AC 24V (Optional) /DC 12V (Optional) /PoE Max. 18 W
Housing	IP67, IP6K9K, IK10+	IP67, IP6K9K, IK10+
Dimensions	226 x 221 x 112 mm	226 x 221 x 112 mm
Operating Temperature	-10°C ~ 55°C (14°F ~ 122°F)	-10°C ~ 55°C (14°F ~ 122°F)
NDA Compliance Product	•	•

* All specifications are subject to change without notice.

Application Solution

Counting Solution



People Counting

VIVOTEK offers highly accurate visual counting solutions for both retail and transportation industries.



Retail

Accurately obtain customer foot traffic data and effortlessly optimize store management. Furthermore with the capability to stitch multiple counting cameras together, users can efficiently manage systems covering expansive floor plans. (Recommended Product SC9133-RTL, Page70)



Transportation

Accurate Counting, combined with Deep Learning Smart Object Classification, is purpose-built for onboard rolling stock and transit vehicle applications, empowering users to receive valuable passenger-flow data and object types. (Recommended Product SC9133, Page70)






Model	SC9133-RTL	SC9133	SC8131	SC8132	SC8133
	SC Series				
Resolution	30 fps @ 1792x1792	30 fps @ 1792x1792	15 fps @ 1280x784	15 fps @ 1280x784	15 fps @ 1280x784
Max. Stream	3 Streams	3 Streams	3 Streams	3 Streams	3 Streams
Mode	Day	Day	Day	Day	Day/ Night
WDR Technology	WDR Pro	WDR Pro	WDR Enhanced	WDR Enhanced	WDR Enhanced
Housing	IP66, IK10	IP66, IK10	Metal	Metal, IK10, IP66	Metal, IK10, IP66
Certifications		EN50155, EN45545-2, EN50121-3-2, EN50121-4, EN61373, E-Mark (R10), ECE R118		EN50155: TX (-63,-64), OT2 (-61, -81), T1/OT1 (-61, -65, FE, SC); EN50121-3-2, EN61373, EN45545-2*, ECE R118*, E-mark (DC models)	EN50155: TX (-63,-64), OT2 (-61, -81), T1/OT1 (-61, -65, FE, SC); EN50121-3-2, EN61373, EN45545-2*, ECE R118*, E-mark (DC models)
Operating Temperature	-30°C ~ 60°C (-22°F ~ 140°F)	-30°C ~ 60°C (-22°F ~ 140°F)	-10°C ~ 40°C (14°F ~ 104°F)	-25°C ~ 55°C (-13°F ~ 131°F)	-25°C ~ 55°C (-13°F ~ 131°F)
Power Input	PoE	PoE (M12 connector)	PoE	PoE, DC	PoE, DC
Dimensions	140 x 76 x 42 mm	140 x 76 x 42 mm	160 x 70 x 38 mm	160 x 79 x 31 mm	160 x 79 x 31 mm
NDA Compliance Product	●	●	●	●	●

* For fire and smoke norms compliance details, please contact VIVOTEK. Extra conditions may apply.

Maintain Crowd Occupancy with VIVOTEK Crowd Control Solution



* All specifications are subject to change without notice.

Application Solution

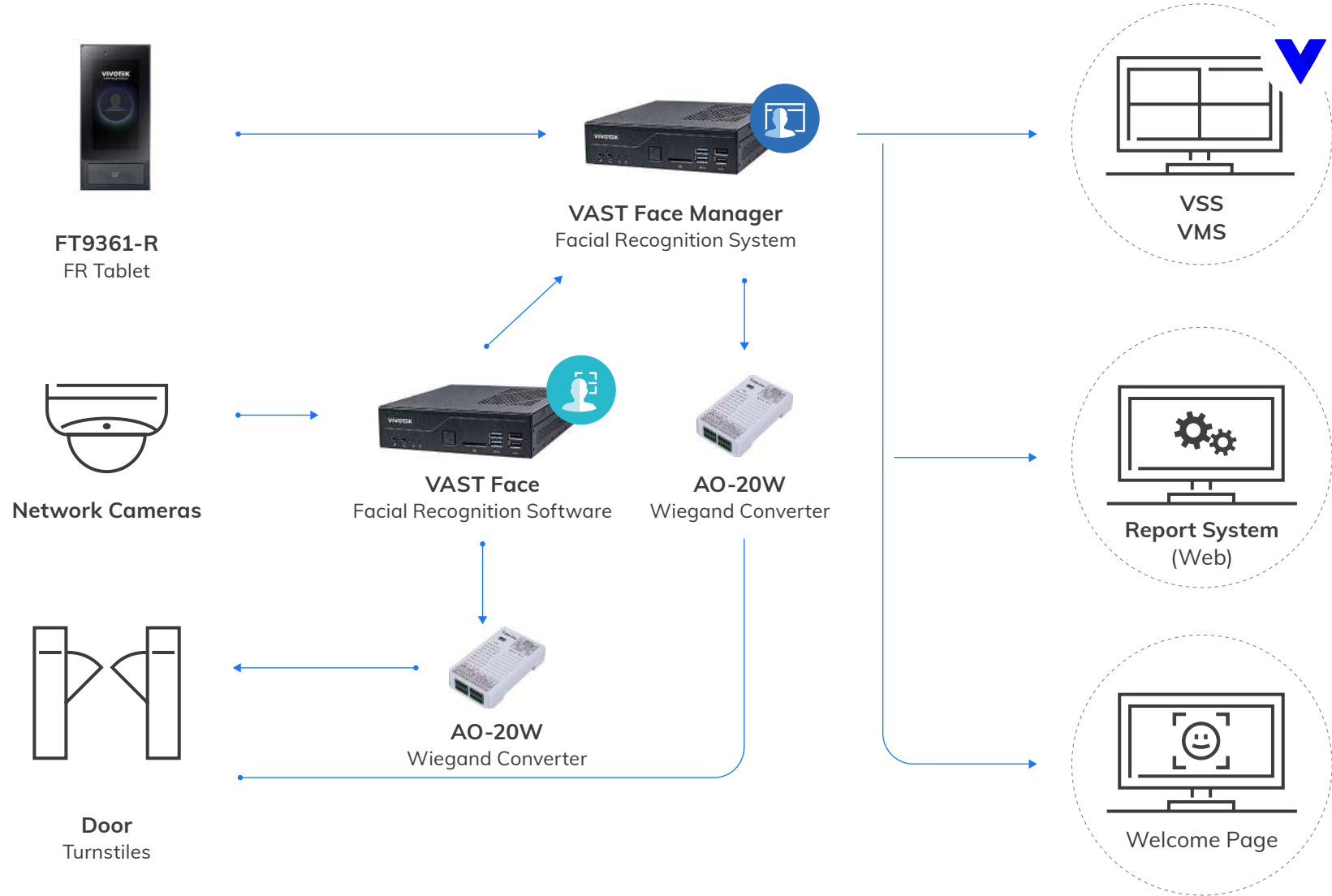
Facial Recognition

Hands Free Solution for Access Control

For the most complete protection in highly sensitive environments, VIVOTEK provides a comprehensive Facial Recognition (FR) Solution. Consisting of workstations, servers and tablets combined with a variety of cameras, VIVOTEK's Facial Recognition Solution provides immediate and accurate detection and recognition for security. Fully integrated with VIVOTEK's new VSS VMS, users can both monitor and manage facial recognition results, producing an intelligent surveillance solution for any application.



Facial Recognition Solution



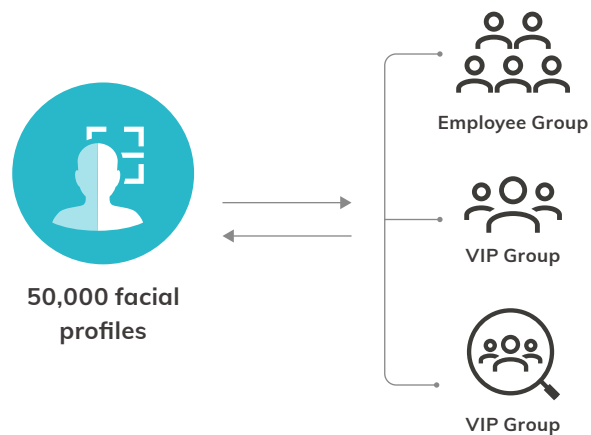


Facial Recognition

VAST Face FR Workstation

Large Capacity of Facial Profiles

Able to store up to 50,000 facial profiles. Administrators can categorize profiles into different groups and grant varied credentials to each group.



Accurate Authentication

Combine with IP cameras to capture facial images and verify in real-time, providing 99% accurate authentication.



VAST Face Workstation



Model

IE9232-F

IE8221-F

IE8231-F

	VAST Face Workstation		
Hardware	Intel CPU: i7-10700 Memory: DDR4-2666 32GB RAM, HDD: 2.5" 500GB SSD	Intel CPU: i5-10400 Memory: DDR4-2666 16GB RAM, HDD: 2.5" 500GB SSD	Intel CPU: i7-10700 Memory: DDR4-2666 32GB RAM, HDD: 2.5" 500GB SSD
OS	Linux	Linux	Linux
Maximum Number of Faces in Database	50,000	20,000	20,000
Maximum Number of Connected Devices	Up to 6	Up to 2	Up to 8
Power Input	100-240V AC	100-240V AC	100-240V AC
Power Consumption	Max. 90W	Max. 90W	Max. 90W
Dimensions	240 x 210 x 57 mm	190 x 165 x 43 mm	190 x 165 x 43 mm
Weight	1.3 kg net and 2.1 kg gross	1.3 kg net and 2.1 kg gross	1.3 kg net and 2.1 kg gross
Safety Certifications	CE, FCC, UL, CB, BSMI	CE, FCC	CE, FCC
Supported IP cameras	Any H.264/ H.265 RTSP IP Camera	Any H.264 ONVIF IP Camera Any H.264 RTSP IP Camera	Any H.264 ONVIF IP Camera Any H.264 RTSP IP Camera

* All specifications are subject to change without notice.

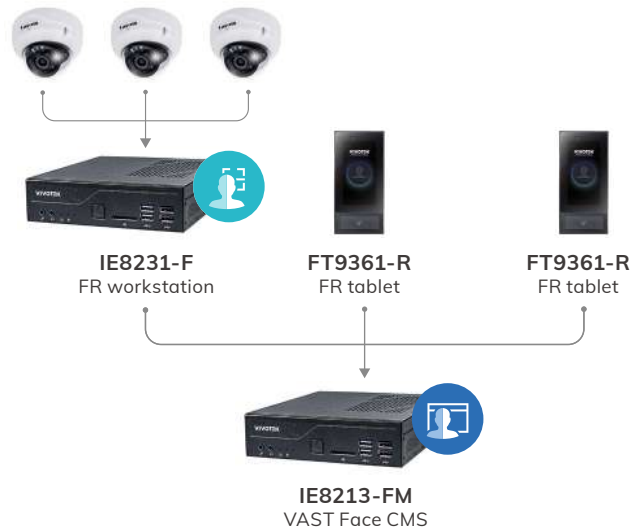


Facial Recognition

VAST Face FR CMS

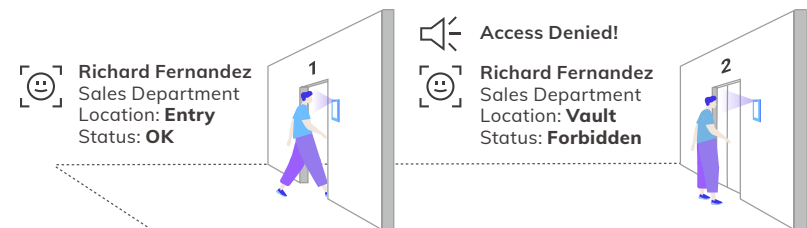
Content Management System

Capable of managing a maximum of 256 connected facial recognition devices to establish people lists, facial profiles and attendance reports.



Highly Secure

Users can define customized access authentication rules and schedules by area or user groups, providing more oversight than traditional card-based access systems.



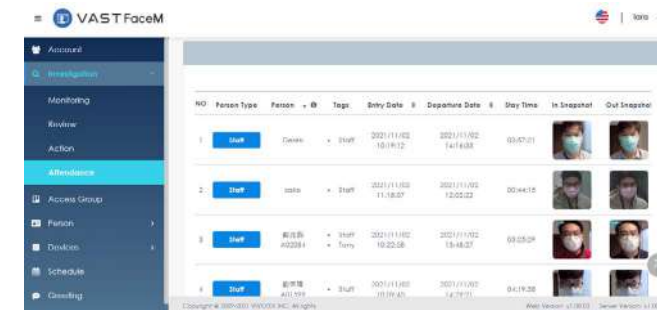
Persons of Interest (POI) Management

Users can assign each person into one or more groups for easier identification.



Rich Infographic Reports

Rich infographic reports provide decision-makers with a bigger picture and deeper understanding of people entering and leaving.



VAST Face CMS



Model	IE8213-FM	IE9281-FM
	VAST Face Manager	
Hardware	Intel CPU: i7-10700 Memory: DDR4-2666 32GB RAM HDD: 2.5" 500GB SSD	Intel CPU: i7-10700 Memory: DDR4-2666 32GB RAM HDD: 2.5" 500GB SSD
OS	Linux	Linux
Maximum Number of Faces in Database	50,000	50,000
Maximum Number of Connected Devices	Up to 128	Up to 256
Power Input	100-240V AC	100-240V AC
Power Consumption	Max. 90W	Max. 90W
Dimensions	190 x 165 x 43 mm	250 x 225 x 44 mm
Weight	1.3 kg net and 2.1 kg gross	4 kg
Safety Certifications	CE, FCC	CE, FCC, VCCI

* All specifications are subject to change without notice.

Application Solution

Facial Recognition Tablet



Hands-Free Access Control

Detect facial profiles and match with profiles in the database, achieving true hands-free access control.



Accurate Authentication

Facial images are captured and verified in real-time, providing 99% accurate authentication.



Huge Capacity of Facial Profiles

Enable to store up to 50,000 facial profiles. Administrators can categorize profiles into different groups and grant varied credentials to each group.



Dual Accreditation Available

Employees must meet both facial and card reader verification in order to pass through, strengthening security to a higher level.


* VAST Face FR CMS license required

Model

FT9361-R

	Facial Recognition Tablet
Hardware	Memory: 8GB ROM 1GB RAM
OS	Linux
Database Size	50,000 Profiles (Max.)
Camera	Resolution: 1920x1080 IR 1.3M @1280x1080
Display	IPS 6" (1440x720)
Build in Card Reader	13.56Mhz Mifare DESFire EV1, EV2
Recognition Distance	0.3-1.5M
Power Input	PoE Class 4 (IEEE802.3at)/ DC 12V
Weigand	Output 24bit/26bit/36bit
Dimensions	221.1 x 103.6 x 26.5 mm
Safety Certifications	EMC: CE , FCC ,NCC

* All specifications are subject to change without notice.



Application Solution

Network Audio



Audio for Security

Event-triggered audio announcements to improve property security.



Automated Audio Clips

Support broadcasting live announcements or pre-recorded audio clips automatically when VSS alarm management is triggered.



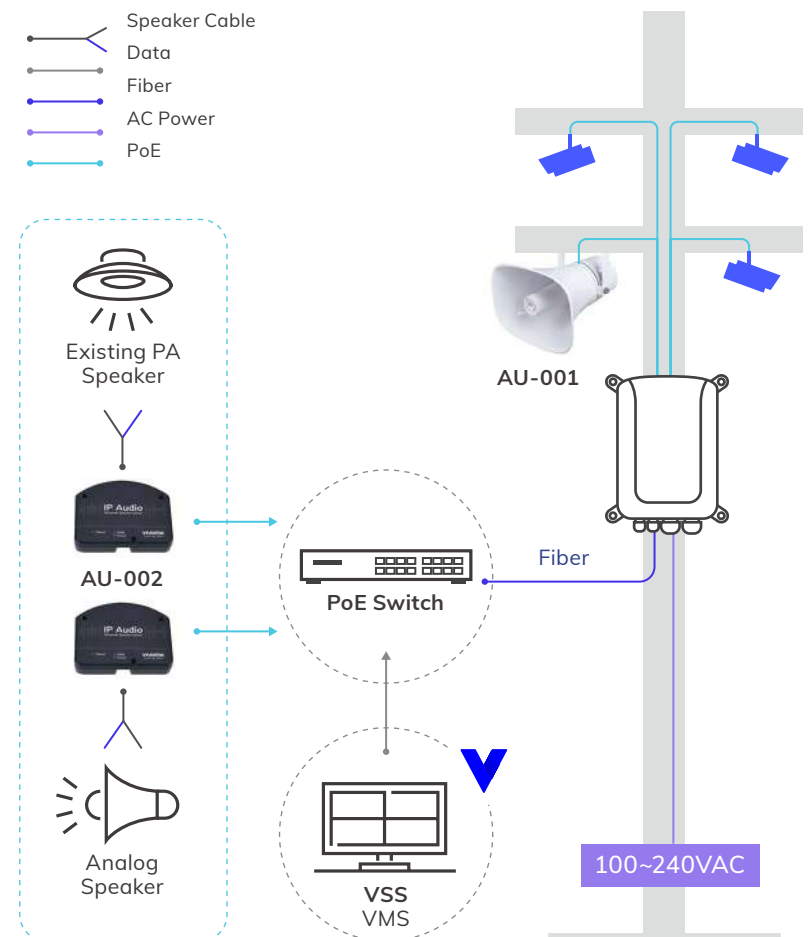
Loitering Alerts

When a person is loitering beyond a preset time limit, an audio warning can be produced.



Deter Crime and Safeguarding

Prevent financial damage from graffiti, breaking and entering, or other criminal acts through proactive audio alarms.





AU-001



AU-002

Model	AU-001	AU-002
Network Audio Solution	Network Horn Speaker	Network Speaker Driver
Product Information		
Average Min. power	20 W	20 W
Frequency Ranges	330 Hz~ 8000 Hz	-
Max. SPL 1W / 1M	106 dB	-
Microphone	100Hz-16KHz Single point, SPL-44 ± 2db AT 2 KΩ	100Hz-16KHz Single point, SPL-44 ± 2db AT 2 KΩ
Network		
SIP support	RFC 3261(SIP base standard)	RFC 3261(SIP base standard)
Interface	WAN: RJ-45x1, 10/100Mbps Fast Ethernet port	WAN: RJ-45x1, 10/100Mbps Fast Ethernet port
Audio Codec	G.711 a/uLaw, G.726, G.722, G.729, iLBC, L16	G.711 a/uLaw, G.726, G.722, G.729, iLBC, L16
Support Function	Auto provision, Audio tone testing, System log	Auto provision, Audio tone testing, System log
Security	Password protection, IP address filter, user access log, authentication	Password protection, IP address filter, user access log, authentication
General		
Casing	Robust aluminum, IP-66	Plastic
Power	PoE+, IEEE 802.3at	PoE+, IEEE 802.3at
Dimensions	280 x 200 x 280 mm	110 x 85 x 25 mm
Weight	1.95 kg	115 g
Safety Certifications	CE, FCC, LVD EN62368-1	CE, FCC, LVD EN62368-1

Application Solution

Media Converters

Effortless Solutions for converting media



Video Receiver

Easily display network cameras live to an HD monitor.



Video Server

Enables users to bring existing analog cameras onto the IP system.





Model **NEW** RX9502

Video Receiver	
Local Display	
Channels	Up to 32 channels
Video Output	HDMI
Display Resolution	3840x2160 1920x1080 1280x720
Fisheye Dewarp	•
Video	
Video Compression	H.265/ H.264/ MJPEG
Max. Decoding Capacity	H.265/ H.264: 3840x2160 @ 90 fps (1CH)
LiveView Decoding (Local)	Up to 7680x2560
General	
Connectors	Ethernet 10/100/1000 RJ45 *1 USB 2.0 *1 (Front) USB 3.0 *1 (Back)
Power Input	TBD
Power Consumption	Max. 11 W
Installation, Management, and Maintenance	Shepherd, VAST 2
Weight	530 g
Dimensions	198 x 200 x 47 mm
Operating Temperature	-10°C ~ 50 °C (14°F ~ 122°F)



Model VS8100-v2

Video Server	
Features	
Video Source	1 Analog Camera Input
Video Modulation	NTSC/ PAL Auto Detection
Max. Resolution/ Frame Rate	30 fps @ 720x480 / NTSC 25 fps @ 720x576 / PAL
Video/ Audio/ Network	
Video Compression	Dual-Codec (H.264/ MJPEG)
Audio	One-way Audio
Networking	10/100 Mbps Ethernet
Serial Connectors	RS485
ONVIF	Profile S
Solution Integration	
Security	Trend Micro IoT Security
Motion Detection	•
General	
Power Input/ Consumption	DC 12V/ Max. 3 W
Dimensions	65 x 34 x 25 mm
Operating Temperature	0°C ~ 50 °C (32°F ~ 122°F)

Accessories

Lenses


Enclosures

Miscellaneous

CaMate IR Illuminators

CaMate IR Accessories

Mounting Installation



Lenses



AL-248



AL-24E



AL-251



AL-252



AL-24A

Type	Lenses				
Description	CS mount, 12~50mm, F1.8, P-iris, 1/1.7" (IP9165-HT-v2, IP9165-LPC-v2, IP9191-HT, IP9181-H)	CS Mount, 3.9~10mm, F1.5, P-iris, 1/1.8" (IP9165-HT-v2, IP9165-LPC-v2, IP9191-HT)	CS-Mount, 3.9~10mm, F1.5, i-CS, 1/1.8" (IP9165-HT-v2, IP9165-LPC-v2, IP9191-HT)	CS-Mount, 9~50mm, F1.5~1.6, i-CS, 1/1.8" (IP9165-HT-v2, IP9165-LPC-v2, IP9191-HT)	CS mount, 12~40mm, F1.8, P-iris, 1/1.8" (IP9165-HT-v2, IP9165-LPC-v2, IP9171-HP)



AL-24F



AL-24G



AL-237



AL-243



AL-253

Type	Lenses				
Description	CS Mount, 4.4~10mm, F1.3, P-iris, 1/1.7" (IP9165-HT-v2, IP9165-LPC-v2)	C Mount, 10~40mm, F1.3, P-iris, 1/1.7" (IP9165-HT-v2, IP9165-LPC-v2)	CS mount, 4.1~9mm, F1.6, DC-iris, 1/1.8" (IP9181-H)	CS mount, 7~22mm, F1.4, P-iris, 1/2.7" (IP9171-HP)	CS mount, 2.8~8.5mm, F1.2, i-CS, 1/2.7" (IP9181-HT-v2, IP9181-LPC-v2)

* All specifications are subject to change without notice.

Enclosures / Miscellaneous



Model	AE-238	AE-239	AE-243	AE-244	AE-23A	AE-23E-v2
Type	Enclosures					
Description	Versatile series enclosure 24VAC/VDC input, IP68, IK10	Versatile series enclosure, PoE input, IP68, IK10	Versatile series enclosure, built-in fixed 50M IR, 24VAC/VDC input, IP68, IK10	Versatile Series Enclosure, built-in fixed 50M IR, PoE input, IP68, IK10	Supreme series enclosure, optional VAIR illuminator, 24VAC/28VDC input, IP68, IK10	Supreme series enclosure, optional VAIR illuminator, PoE input, IP68, IK10



Model	AI-109	AO-003	AO-006	AO-008	AA-221	AN3000
Type	IR Illuminators for AE-23x Enclosures	Cables			Power Adapters	Connector
Description	VAIR illuminator 48W for Supreme series enclosure, adjustable beam angle 10°~30°, 150~350M, -40°C~50°C	Combo cable (SD9161-H-v2)	Combo cable (MA9322-EHTVL)	Combo cable (SD9384-EHL/SD9368-EHL)	DC 12V 1.5A power adapter	Outdoor ethernet waterproof connector



Model	AJ-001/AJ-002	AC-215	AC-224	AO-20W	Micron microSD
Type	Joysticks	Covers		IO Device	Storage
Description	8/29-key USB Joystick	Smoked cover (SD9161-H-v2)	Smoked cover (FD9165-HT-A, FD9187-HT-A)	Wiegand Converter (IB9387-LPR/IB9365-LPR)	Micron microSD Card 32/64/128/256GB 512GB/1TB

* All specifications are subject to change without notice.

CaMate IR Illuminators/ Accessories



CM32 Series



CM48 Series



CA80 Series

Model	CM32 Series	CM48 Series	CA80 Series
Type	CaMate IR Illuminators		
Description	32W, 12 pcs IR LED, 850nm, 10° or 35°	48W, 24 pcs IR LED, 850nm, 10°~180° Adjustable beam angle	80W, 24 pcs IR LED, 850nm, 10°~40° Adjustable beam angle via RS485 or remote control



AM-219



CMA-B01



CMA-B03



CMA-B04

Model	AM-219	CMA-B01	CMA-B03	CMA-B04
Type	CaMate IR Accessories			
Description	L Bracket for dual or triple CaMate	L Bracket	U Bracket	Wall mount for dual CaMate with pan angle



CMA-B05



CMA-B06



CMA-A01







CMA-E01






Model	CMA-B05	CMA-B06	CMA-A01	CMA-E01
Type	CaMate IR Accessories			
Description	Wall mount for dual CaMate with pan and tilt angle	Wall mount for triple CaMate	Laser alignment	Remote control

* All specifications are subject to change without notice.

Outdoor Fixed Dome Cameras

Mounting Adaptors	Supported Cameras
AM-525 	FD9387-(E)HTV-A, FD9392-EHTV-O
AM-528 	FD9389-EH(T)V-v2, FD9368-HTV, FD9388-HTV
AM-52E (V02) 	IT9389-H-v2, IT9360-H, IT9380-H, IT9388-HT, FD9380-H, FD9369
AM-520 (V05) 	FD9367-EHTV-v2, FD9365-EHTV-v2, FD9391-EHTV-v2
L-Bracket - 1	Supported Cameras
AM-21A (V02) 	FD9367-EHTV-v2, FD9368-HTV, FD9380-H, FD9387-(E)HTV-A, FD9388-HTV, FD9389-EH(T)V-v2, IT9388-HT, FD9392-EHTV-O
L-Bracket - 2	Supported Cameras
AM-21M (V03) 	IT9389-H-v2, IT9360-H, IT9380-H, FD9366-HV, FD9369
L-Bracket - 3	Supported Cameras
AM-210 	FD9367-EHTV-v2, FD9365-EHTV-v2, FD9391-EHTV-v2

Adaptor Plate - 1	Supported Cameras
AM-51C 	FD9387-(E)HTV-A, FD9392-EHTV-O
Adaptor Plate - 2	Supported Cameras
AM-51D 	FD9368-HTV, FD9388-HTV
Adaptor Plate - 3	Supported Cameras
AM-51G 	FD9380-H, IT9388-HT
Adaptor Plate - 4	Supported Cameras
AM-51H 	FD9369

Conduit Box - 1	Supported Cameras
AM-713 Waterproof Conduit Box 	FD9387-(E)HTV-A, FD9392-EHTV-O
Conduit Box - 2	Supported Cameras
AM-71B Waterproof Conduit Box 	FD9368-HTV, FD9380-H, FD9388-HTV, FD9389-EH(T)V-v2, IT9388-HT
Conduit Box - 3	Supported Cameras
AM-71C Waterproof Junction Box 	FD9380-H, IT9360-H, IT9380-H
Conduit Box - 4	Supported Cameras
AM-71D Outdoor Conduit Box 	FD9380-H
Conduit Box - 5	Supported Cameras
AM-71E (V02) Outdoor Conduit Box 	FD9369

Mounting Installation

Outdoor


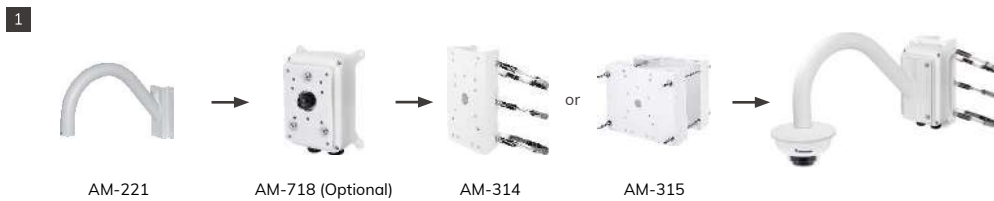
Pendant Mount*




Wall Mount*



Pole Mount*










Corner Mount*



* Please select the correct mounting adapter/conduit box for each mounting scenario.

Indoor Fixed Dome Cameras

Mounting Adaptors		Supported Cameras
AM-527 (v02)		FD9165-HT-A, FD9187-HT-A
AM-528		FD9189-H(T)-v2
AM-52B (May also require AM-522 coupler)		FD9166-HN
AM-520 (v05)		FD9167-HT-v2
L-Bracket - 1		Supported Cameras
AM-21A (V02)		FD9165-HT-A, FD9187-HT-A, FD9189-H(T)-v2
L-Bracket - 2		Supported Cameras
AM-21B		FD9166-HN
Recessed Kit		Supported Cameras
AM-105 (V03)		FD9165-HT-A, FD9187-HT-A

Adaptor Plate - 1		Supported Cameras
AM-514		FD9165-HT-A, FD9187-HT-A
Adaptor Plate - 2		Supported Cameras
AM-51D		FD9189-H(T)-v2
Adaptor Plate - 3		Supported Cameras
AM-51E		FD9166-HN
Conduit Box - 1		Supported Cameras
AM-712 Conduit Box		FD9166-HN
Conduit Box - 2		Supported Cameras
AM-71F Indoor Conduit Box		FD9369

Indoor

Mounting Installation

Pendant Mount*



Wall Mount*



* Please select the correct mounting adapter/conduit box for each mounting scenario.

Bullet Cameras

Pole Mount	Supported Cameras
<p>AM-312 Pole Mount Bracket</p> 	<p>IB9367-EHT-v2, IB9389-EH(T)-v2, TB9330-E, TB9331-E, IB9387-LPR-v2, IB9365-EHTV-v2, IB9391-EHTV-v2</p>
Corner Mount	Supported Cameras
<p>AM-412 (V03) Corner Mount Bracket</p> 	<p>IB9367-EHT-v2, IB9389-EH(T)-v2, TB9330-E, TB9331-E, IB9387-LPR-v2, IB9365-EHTV-v2, IB9391-EHTV-v2</p>
Adaptor Plate	Supported Cameras
<p>AM-523 Adaptor Plate for 4" Square Electrical Boxes</p> 	<p>IB9380-H, IB9388-HT, IB9389-EH(T)-v2</p>
Junction Box - 1	Supported Cameras
<p>AM-719 Outdoor Junction Box</p> 	<p>IB9387-(E)HT-A, IB9387-LPR-v2</p>

Junction Box - 2	Supported Cameras
<p>AM-71C Waterproof Junction Box</p> 	<p>IB9368-HT, IB9380-H, IB9388-HT, IB9389-EH(T)-v2</p>
Conduit Box - 1	Supported Cameras
<p>AM-71E (V02) Outdoor Conduit Box</p> 	<p>IB9380-H, IB9369</p>
Conduit Box - 2	Supported Cameras
<p>AM-71F Indoor Conduit Box</p> 	<p>IB9380-H, IB9369</p>

Mounting Installation

Outdoor

Pendant Mount Corner Mount

1




2




Wall Mount*

1







2



* Please select the correct mounting adapter/conduit box for each mounting scenario.

360° Fisheye Cameras

Mounting Adaptors	Supported Cameras
<p>AM-525</p> 	<p>FE9380-HV, FE9382-EHV-v2, FE9391-EHV-v2, FE9191-H-v2</p>
<p>AM-52B</p> 	<p>FE9180-H-v2</p>
<p>AM-52F</p> 	<p>FE9192-H</p>
Conduit Box	Supported Cameras
<p>AM-216 Wall Mount Bracket (15°)</p> 	<p>FE9180-H-v2</p>

180° Panoramic Cameras

Wall Mount	Supported Cameras
<p>AM-21N Wall Mount Bracket (20°)</p> 	<p>MS9390-HV-v2 (AM-21N can be paired with AM-312 or AM-412)</p>

Mounting Installation

Outdoor

Pendant Mount*

1



Wall Mount*

1




2



Pole Mount*

1




2

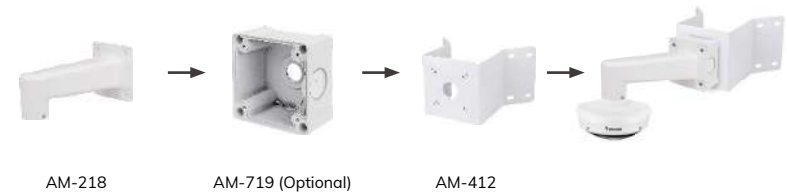


Corner Mount*

1
















2



* Please select the correct mounting adapter/conduit box for each mounting scenario.

Multi-Sensor Cameras

Pendant Mount			Supported Cameras	
AM-114 Pendant Head 	AM-116 (20cm) AM-117 (40cm) (Optional) 	AM-529 Mounting Adaptor 	MA9322-EHTVL	
Wall Mount - 1			Supported Cameras	
AM-21C Wall Mount Bracket 	AM-718 Waterproof Junction Box (Optional) 		MA9322-EHTVL	
Wall Mount - 2			Supported Cameras	
AM-221 Gooseneck Bracket 	AM-718 Waterproof Junction Box (Optional) 	AM-529 Mounting Adaptor 	MA9322-EHTVL	
Pole Mount - 1			Supported Cameras	
AM-314 or AM-315 Pole Mount Bracket 	AM-21C Wall Mount Bracket 	AM-718 Waterproof Junction Box (Optional) 	MA9322-EHTVL	
Pole Mount - 2			Supported Cameras	
AM-314 or AM-315 Pole Mount Bracket Head 	AM-221 Gooseneck Bracket 	AM-718 Waterproof Junction Box (Optional) 	AM-529 Mounting Adaptor 	MA9322-EHTVL

Corner Mount - 1			Supported Cameras	
AM-414 Corner Mount Bracket 	AM-21C Wall Mount Bracket 	AM-718 Waterproof Junction Box (Optional) 	MA9322-EHTVL	
Corner Mount - 2			Supported Cameras	
AM-414 Corner Mount Bracket 	AM-221 Gooseneck Bracket 	AM-718 Waterproof Junction Box (Optional) 	AM-529 Mounting Adaptor 	MA9322-EHTVL
Parapet Mount			Supported Cameras	
AM-231 Parapet Mounting Bracket 	AM-529 Mounting Adaptor 		MA9322-EHTVL	
Ceiling Mount			Supported Cameras	
AM-10F Recessed Kit 			MA9322-EHTVL	

Mounting Installation

Outdoor

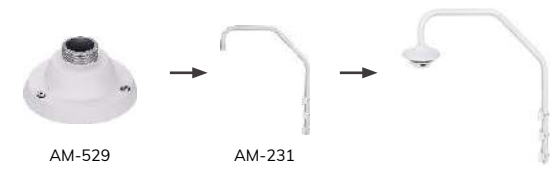
Pendant Mount*





Ceiling Mount



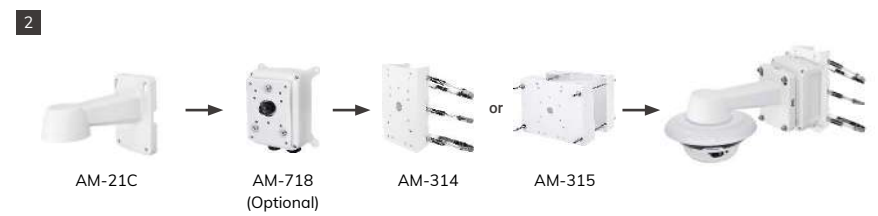

Parapet Mount




Wall Mount*



Pole Mount*






















Corner Mount*



* Please select the correct mounting adapter/conduit box for each mounting scenario.

Speed Dome Cameras

Pendant Mount			Supported Cameras
AM-114 Pendant Head 	AM-116 (20cm) AM-117 (40cm) (Optional) 	AM-529 Mounting Adaptor 	SD9368-EHL, SD9384-EHL
Pendant Mount-2			Supported Cameras
AM-118 Pendant Head 	AM-116 (20cm) AM-117 (40cm) (Optional) 	AM-52A Mounting Adaptor 	SD9161-H-v2
Wall Mount - 1			Supported Cameras
AM-220 Wall Mount Bracket 	AM-718 Waterproof Junction Box (Optional) 		SD9368-EHL, SD9384-EHL
Wall Mount - 2			Supported Cameras
AM-221 Gooseneck Bracket 	AM-718 Waterproof Junction Box (Optional) 	AM-529 Mounting Adaptor 	SD9368-EHL, SD9384-EHL,
Wall Mount - 2			Supported Cameras
AM-21C Wall Mount Bracket 	AM-718 Waterproof Junction Box (Optional) 		SD9161-H-v2

Pole Mount - 1			Supported Cameras	
AM-314 or AM-315 Pole Mount Bracket 	AM-220 Wall Mount Bracket 	AM-718 Waterproof Junction Box (Optional) 	SD9368-EHL, SD9384-EHL,	
Pole Mount - 2			Supported Cameras	
AM-314 or AM-315 Pole Mount Bracket Head 	AM-221 Gooseneck Bracket 	AM-718 Waterproof Junction Box (Optional) 	AM-529 Mounting Adaptor 	SD9368-EHL, SD9384-EHL,
Corner Mount - 1			Supported Cameras	
AM-414 Corner Mount Bracket 	AM-220 Wall Mount Bracket 	AM-718 Waterproof Junction Box (Optional) 	SD9368-EHL, SD9384-EHL,	
Corner Mount - 2			Supported Cameras	
AM-414 Corner Mount Bracket 	AM-221 Gooseneck Bracket 	AM-718 Waterproof Junction Box (Optional) 	AM-529 Mounting Adaptor 	SD9368-EHL, SD9384-EHL,
Parapet Mount			Supported Cameras	
AM-231 Parapet Mounting Bracket 		AM-529 Mounting Adaptor 	SD9368-EHL, SD9384-EHL,	
Ceiling Mount			Supported Cameras	
AM-107 Recessed Kit 			SD9161-H-v2	


Mounting Installation

Outdoor / Indoor

Pendant Mount*




Wall Mount*



Pole Mount*



Corner Mount*



* Please select the correct mounting adapter/conduit box for each mounting scenario.

Network Video Recorders


Naming Rule

Core+ AI

Desktop NVR

Rack Mount NVR

CMS Station



Network Video Recorders

Naming Rule



NVR Model

1-2 nd Model Category	
Code	Description
NR	Rack Mount Type Network Video Recorder (Include Rack Mount Kit)
ND	Desktop Type Network Video Recorder (Without Rack Mount Kit)
NV	Vehicle Type Network Video Recorder
RX	Network Receiver
NS	Network Station (CMS Station)

3 rd A/V Type	
NO.	Description
8	H.264 / MJPEG
9	H.265 / H.264 / MJPEG

4 th Amount of Channel	
NO.	Description
2	2 to the power of 2 = 4 Channels
3	2 to the power of 3 = 8 Channels
4	2 to the power of 4 = 16 Channels
5	2 to the power of 5 = 32 Channels
6	2 to the power of 6 = 64 Channels
7	2 to the power of 7 = 128 Channels

5 th ND/NV/RX Series - HDDs	
NO.	Description
0	No HDD
1	1 HDD
2	2 HDDs
3	3 HDDs
4	4 HDDs
5	5 HDDs
6	6 HDDs
7	7 HDDs
8	8 HDDs
9	9 HDDs

5 th NR Series - HDD Group	
NO.	Description
8	8 HDD for 1 Group

6 th Revision for ND/ NV/ RX Series	
NO.	Description
1-9	Not Specified

6 th Revision for NR* Series	
NO.	Description
1-9	Multiplied by the Number of HDD Group

7 th Extension/ Feature for ND/ NV/ RX	
NO.	Description
P	PoE
W	Wireless Application

7 th Extension for NR/ NS Series	
NO.	Description
(A)	New version

8 th Digit Extension	
NO.	Description
v	1 - 99

SVC Definition

S SERIES	SUPREME
	Definition
	Top of the line, cutting edge technology, Large-Huge Systems

V SERIES	VERSATILE
	Definition
	Advanced and feature rich for most applications, Medium-Large Systems

C SERIES	COMPETITIVE
	Definition
	Cost effective professional surveillance, Small-Medium Systems

*e.g., 5th no.=8; 6th no.=2, Total HDD= 8 x 2= 16

Network Video Recorders

Core+ AI

AI Enhanced Firmware for NVR



VIVOTEK's Core+ ND series network video recorder firmware was embedded with VIVOTEK technology featuring cybersecurity management, Smart VCA event search, Smart Search II functions, and counting solutions. Now next generation Core+ AI firmware has raised the bar even higher. Already enabled with all Core+ features, Core+ AI NVR's add **Deep Search**, utilizing AI to provide the fastest, smartest and most efficient post-event search user experience. VIVOTEK cameras enabled with Vision Object Analytics provide the metadata used by **Deep Search's** AI. **Deep Search** is comprised of two main functions: **Attribute Search** and **Scene Search**.

*Some models may not include all Core+ features. Be sure to check the specific model's specifications

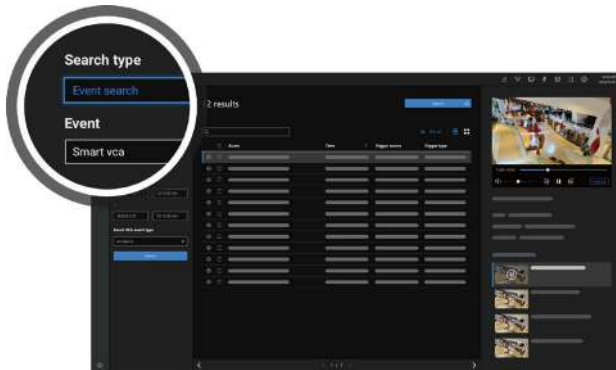


Deep Search: Attribute Search

Attribute Search uses people and vehicles as search criteria utilizing multiple attributes (e.g., gender, age group, clothing or car color, vehicle type, etc.) to quickly and accurately find the person / vehicle of interest.

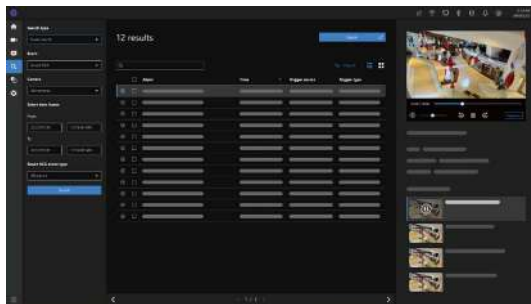
Deep Search: Scene Search

Scene search allows users to search a specific camera's video footage using line crossing detection, intrusion detection, or loitering detection.



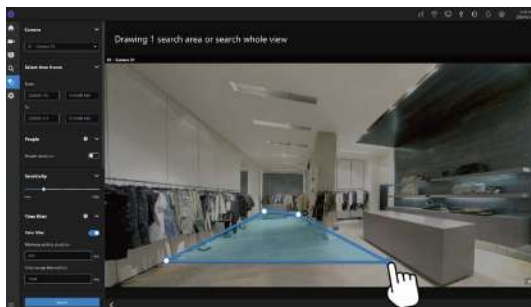
Cybersecurity Management

Core+ NVRs support Trend Micro IoT Security, empowering the NVRs to automatically detect and prevent credential-based attacks and block suspicious events. VIVOTEK network cameras enabled with Trend Micro IoT Security can also connect with Core+ NVRs, enabling the NVRs to receive instant notifications of security events from the cameras and to understand the type and status of cyber-attacks, as well as to acquire attack information from cameras.



Smart VCA Event Search

Core+ NVRs support alarm management and event search of VIVOTEK's deep-learning video analytics technology - Smart VCA. VCA rules and data such as people-tracking frames and motion-detection frames can be shown on live or playback video display. Users can search by single or multiple events, playback triggered events and then export these search results to video clips.




Counting Solution

Core+ NVRs support VIVOTEK's 3D people counting cameras and cloud service software – VIVOCloud. Counting rules can be shown on the NVR's video display from counting cameras. Furthermore, all of the counting data can be stored automatically to the NVR's hard drive as well as be acquired by VIVOCloud. Users can also build customized counting reports through the VIVOCloud interface. This enables tracking of in-store customer flow and benchmarking of campaign performance between different stores or across different time frames to make business more efficient.

Network Video Recorders

Desktop NVR

Intelligent Features and Cybersecurity Protection, Ideal for Middle-Large Scale Systems and General Surveillance.



Core+ AI*

VIVOTEK Core+ AI supporting **Deep Search**, Smart VCA, Smart Search II and Cybersecurity Management, offering a faster and smarter user experience.

* for selected models



4K Display

H.265/ H.264 supported, 4K decoding and local display for clear and vivid monitoring.



RAID Supported*

RAID 0/1/5 configuration provides further data security in case of a rare event hard drive failure.

* Available on selected models



CMS Management

Supports VIVOTEK's VSS CMS management, empowering users to set up and manage surveillance systems with ease. Check specifications of different VSS version.






Retail



City Surveillance



Model	 NEW ND9442P/ ND9542P	 ND9323P/ ND9425P	 ND9213P
Network Video Recorders			
Local Display			
Channels	Up to 16/32 channels	Up to 8/16 channels	Up to 4 channels
Video Output	HDMI/VGA	HDMI/VGA	HDMI/VGA
Display Resolution	3840x2160/ 1920x1080/ 1280x720	3840x2160/ 1920x1080/ 1280x720	3840x2160/ 1920x1080/ 1280x720
Fisheye Dewarp	Local: 10, 1R, 103R, 108R Web: 10, 1R, 1P	Local: 10, 1R, 103R, 108R Web: 10, 1R, 1P	Local: 10, 1R, 103R, 108R Web: 10, 1R, 1P
Video/ Record			
Video Compression	H.265/H.264/MJPEG	H.265/H.264/MJPEG	H.265/H.264/MJPEG
Max. Decoding Capability	H.265/H.264: 3840x2160 @ 120 fps	H.265/H.264: 3840x2160 @ 30 fps	H.265/H.264: 3840x2160 @ 30 fps
Decoding Resolution (Local)	Up to 7680x2560	Up to 3840x2160	Up to 3840x2160
Recording Throughput	192 Mbps	64 Mbps	64 Mbps
Storage/ General			
Hard Disk	3.5" SATA HDD*4	3.5" SATA HDD*2	3.5" SATA HDD*1
RAID	RAID 0, 1, 5	RAID 0, 1	-
PoE	16x 802.3at/af Compliant PoE Ports (Total Max. 160 W)	8/16x 802.3at/af Compliant PoE Ports (Total Max. 120 W/200 W)	4x 802.3at/af Compliant PoE Ports (Total Max. 50 W)
Connectors	Ethernet 10/100/1000 RJ45 *2 Alarm In *16, Alarm Out *8 USB 2.0 *2, USB 3.0 *1 Audio Output *1 Audio Input *1 (Reserved) RS485 (Reserved)	Ethernet 10/100/1000 RJ45 *1 Alarm In *4, Alarm Out *1 USBw 2.0 *1, USB 3.0 *1 Audio Output *1 Audio Input *1 (Reserved)	Ethernet 10/100 RJ45 *1 Alarm In *4, Alarm Out *2 USB 2.0 *1, USB 3.0 *1 Audio Output *1 Audio Input *1 (Reserved)
Power Input	AC 100 ~ 240V/ 50 ~ 60Hz	AC 100 ~ 240V/ 50 ~ 60Hz	DC 48V 2A
Power Consumption	Max. 300 W	Max. 175 W/255 W	Max. 96 W
Installation, Management, and Maintenance	VAST 2, VSS, Shepherd, VIVOCLOUD, iViewer (iOS/Android)	VAST 2, Shepherd, VIVOCLOUD, iViewer (iOS/Android)	VAST 2, Shepherd, VIVOCLOUD, iViewer (iOS/Android)
Dimensions	432 x 421 x 66 mm	366 x 320 x 46 mm	264 x 247 x 43 mm
Advanced Features			
Smart VCA Event Search	●	●	●
Deep Search	●	-	-
Cybersecurity Management	●	●	●
Trend Micro IoT Security	●	●	●
NDAA Compliance Product	●	●	●

* All specifications are subject to change without notice.

Network Video Recorders

Rack Mount NVR

Super Performance and Reliability for Large Scale Systems



Enhanced Decoding Capability

H.265/H.264 supported with enhanced decoding capability for high resolution video cameras up to 20MP.



Hot-Swappable HDD

Supports Hot-Swappable HDD bays with RAID 0/1/5/6/10, and NVR failover for reliable and secure recording data.



Embedded VAST 2

Built-in VIVOTEK VAST 2 supports multiple VIVOTEK solutions such as Smart VCA, Cybersecurity Management, Transportation, and License Plate Recognition.



Data Magnet Solution

Embedded free Data Magnet for easy integration with 3rd party devices and software.





Industry



Transportation



Model	 NR9682-v2/ NR9782-v2	 NR9581-v2/ NR9681-v2
Rack Mount NVR		
Display		
Channels	Up to 64/128 channels	Up to 32/64 channels
Video Output	HDMI/DP/DVI	HDMI/DP
Display Resolution	HDMI: 1920x1080/ DVI: 1920x1080 DP: 4096x2304	HDMI: 4096x2160 DP: 4096x2304
Fisheye Dewarp	10, 1P, 1R, 1O3R, 4R, 2P, 4R Pro, 1O8R and Fisheye Auto-Pan	10, 1P, 1R, 1O3R, 4R, 2P, 4R Pro, 1O8R and Fisheye Auto-Pan
Video/ Record		
Video Compression	H.265/H.264/MJPEG	H.265/H.264/MJPEG
Max. Decoding Capability	H.264: 1920x1080 @ 540 fps H.265: 1920x1080 @ 270 fps	H.264: 1920x1080 @ 540 fps H.265: 1920x1080 @ 270 fps
Decoding Resolution (Local)	Up to 8192x8192	Up to 8192x8192
Recording Throughput	512 Mbps	512 Mbps
Storage/ General		
Hard Disk	3.5" SATA HDD*16 (Hot Swappable)	3.5" SATA HDD*8 (Hot Swappable)
RAID	RAID 0, 1, 5, 6, 10	RAID 0, 1, 5, 6, 10
Connectors	Ethernet 10/100/1000 RJ45 * 2 USB 2.0 x2, USB 3.0 x8 Microphone Audio Jack Input x1 3.5 Line Output Audio Jack x1	Ethernet 10/100/1000 RJ45 * 2 USB 3.0 Type-A x3, USB 3.0 Type-C x1 Microphone Audio Jack Input x1 3.5 Line Input Audio Jack x1 3.5 Line Output Audio Jack x1
Power Input	Redundant Power AC 100 ~ 240V/ 50 ~ 60Hz	Redundant Power AC 100 ~ 240V/ 50 ~ 60Hz
Power Consumption	Max. 550 W	Max. 650 W
Installation, Management, and Maintenance	VAST 2, Shepherd, iViewer (iOS/Android)	VAST 2, Shepherd, iViewer (iOS/Android)
Dimensions	435 x 540 x 132 mm	437 x 647 x 89 mm
Advanced Features		
Cybersecurity Management	●	●
Data Magnet	●	●
Failover	●	●
LPR Solution	●	●
Smart VCA Event	●	●
Deep Search	-	-
NDAA Compliance Product	●	●

* All specifications are subject to change without notice.

Network Video Recorders

CMS Station

Compact but Powerful,
Offering All-in-One Central System Management



Enhanced Decoding Capability

H.265/H.264 supported with enhanced decoding capability for high resolution video cameras up to 20MP.



Expandable

Default 32CH, expandable up to 64CH with license purchase.



Embedded VAST 2

Built-in VIVOTEK VAST 2, supports multiple VIVOTEK solutions such as Smart VCA, Cybersecurity Management, Transportation, and License Plate Recognition.

Model




NS9521

CMS Station (Central Management System)	
Display	
Channels	32 channels (Up to 64CH by license purchasing)
Video Output	HDMI/DP/DVI
Display Resolution	HDMI: 4096x2160/ DVI: 1920X1200 DP: 4096x2304
Fisheye Dewarp	10, 1P, 1R, 103R, 4R, 2P, 4R Pro, 108R and Fisheye Auto-Pan
Video/ Record	
Video Compression	H.265/H.264/MJPEG
Max. Decoding Capability	H.264: 1920x1080 @ 540 fps H.265: 1920x1080 @ 270 fps
Decoding Resolution (Local)	Up to 8192x8192
Recording Throughput	400 Mbps
Storage/ General	
Hard Disk	3.5" SATA HDD*2
RAID	-
Connectors	Ethernet 10/100/1000 RJ45 * 2 USB 2.0 x4 USB 3.1 (type A) x2, USB 3.1 (type C) x2 Microphone Audio Jack Input x1 3.5 Line Output Audio Jack x1 COM Port x2
Power Input	AC 100 ~ 240V/ 50 ~ 60Hz
Power Consumption	Max. 250 W
Installation, Management, and Maintenance	VAST 2, Shepherd, iViewer (iOS/Android)
Dimensions	96 x 409 x 342 mm
Advanced Features	
Cybersecurity Management	●
Data Magnet	●
Failover	●
LPR Solution	●
Smart VCA Event	●
Smart Search II	●
NDAA Compliance Product	●

* All specifications are subject to change without notice.



PoE Network Products



PoE Network

PoE Network Products

A full range of products designed for video surveillance systems, including power-surge prevention from lightning strikes, network management, multiple topology views of cameras, and more.



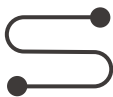
Network & PoE Management

- L2 Network Function
- PoE on/off Control for Each Port
- Cable Diagnostic



Industrial & Outdoor Ready

- Wide Temperature Support
- IP67 and IK10 Certified
- Built-in Surge Protection



Long Range PoE Extension

- 200~300m PoE Delivery
- Support Multiple Cameras with a Single Power Source
- Outdoor-ready Housing

Intuitively Managing IP Surveillance

Topology View

Map View

Device Management

Commercial Series



Model	AW-GEV-107A-130	AW-GEV-267A-370	AW-GEV-104B-130	AW-GEV-184B-250	AW-GEV-264B-370
Type	VivoCam L2+ Managed PoE Switch		VivoCam Web Smart Managed PoE Switch		
Description	8xGE PoE + 2xGE Combo + 1xRJ45 Console	24xGE PoE + 2xGE Combo + 1xRJ45 Console	8xGE PoE + 2xGE SFP/ Per Port Max. 30W, Power Budget 130W	16xGE PoE + 2xGE SFP/ Per Port Max. 30W, Power Budget 250W	24xGE PoE + 2xGE SFP/ Per Port Max. 30W, Power Budget 370W



Model	AW-GEL-065A-060	AW-GEL-105A-115	AW-GEL-205A-230	AW-GEL-285A-380
Type	Lite Managed PoE Switch			
Description	4xGE PoE + 2xGE UTP / Per Port Max. 30W, Power Budget 60W / Extended PoE Mode 250m	8xGE PoE + 2xGE UTP / Port 1-2 Per Port Max. 90W bt, Port 3-8 Per Port Max. 30W, Power Budget 115W / Extended PoE Mode 250m	16xGE PoE + 2xGE UTP + 2xGE SFP / Port 1-4 Per Port Max. 90W bt, Port 5-16 Per Port Max. 30W, Power Budget 230W / Extended PoE Mode 250m	24xGE PoE + 2xGE UTP + 2xGE SFP / Port 1-4 Per Port Max. 90W bt, Port 5-24 Per Port Max. 30W, Power Budget 380W / Extended PoE Mode 250m

* All specifications are subject to change without notice.



Model	AW-GTS-287A	AW-FET-060C-065	AW-FGT-100D-120	AW-FGT-180D-250	AW-FGT-260D-380
Type	10G L2+ Managed Switch	Unmanaged FE PoE Switch		Unmanaged GE PoE Switch	
Description	20xGE SFP + 4xCombo GE + 4x10G SFP	4xFE PoE + 2xFE UTP Switch / Per Port Max. 30W, Power Budget 60W	8xFE PoE + 2xGE Combo Switch / Per Port Max. 30W, Power Budget 115W	16xFE PoE + 2xGE Combo/ Per Port Max. 30W, Power Budget 250W	24xFE PoE + 2xGE Combo/ Per Port Max. 30W, Power Budget 370W



Model	AP-FIC-010A-015	AP-GIC-010A-030	AP-GIC-010B-060 AP-GIC-010B-090
Type	PoE Injector		
Description	Indoor 1xFE IEEE 802.3af 15.4W	Indoor 1xGE IEEE 802.3at 30W	Indoor 1xGE IEEE 802.3 bt 60W Indoor 1xGE IEEE 802.3 bt 90W

* All specifications are subject to change without notice.

Industrial Series



AW-IHT-1271



AW-IHB-0100



AW-IHB-0400



AW-IHB-0800

Model	AW-IHT-1271	AW-IHB-0100	AW-IHB-0400	AW-IHB-0800
Type	Industrial Vivocam L2+ Managed PoE Switch		Industrial Unmanaged PoE Switch	
Description	Industrial 8xGE PoE +4xGE SFP/ Per Port Max. 30W, Power Budget 240W	Industrial 1xGE 802.3bt 90W PoE Injector	Industrial 2xGE 802.3 bt 90W PoE + 2xGE SFP/ Per Port Max. 90W, Power Budget 180W	Industrial 4xGE 802.3bt 90W PoE + 2xGE UTP + 2xGE SFP/ Per Port Max. 90W, Power Budget 360W



AW-IHT-0100



AW-IHT-0601



AW-IHT-0602



AW-IHT-0800

Model	AW-IHT-0100	AW-IHT-0601	AW-IHT-0602	AW-IHT-0800
Type	Industrial Unmanaged PoE Switch			
Description	Industrial 1xGE 30W PoE Injector	Industrial 4xGE PoE + 1xGE Combo + 1xGE SFP/ Per Port Max. 30W, Power Budget: 24V DC ~ 56V DC: 120 W, 12V DC: 65 W	Industrial EN50155 4xFE M12 PoE + 2xFE M12/ Per Port Max. 30W, Power Budget 120W	Industrial 4xGE PoE + 2xGE UTP + 2xGE SFP/ Per Port Max. 30W, Power Budget 120W



AW-IHT-1000



AW-IHS-0202

Model	AW-IHT-1000	AW-IHS-0202
Type	Industrial Unmanaged PoE Switch	Industrial Media Converter
Description	Industrial 8xGE PoE + 2xGE SFP/ Per Port Max. 30W, Power Budget 240W	Industrial 1xFE + 1xFE SFP Media Converter

* All specifications are subject to change without notice.

Long Range Solution



AP-GXC-0100



AP-GXC-0200



AP-GXC-0150



AP-GXC-0250

Type	PoE Extender			
Description	Indoor 1-Port GE PoE Extender 15W/30W/60W/90W	Indoor 2-Port GE PoE Extender 15W/30W/60W/90W	Outdoor 1-Port GE PoE Extender 30W/60W/90W/95W, IP67, IK10	Outdoor 2-Port GE PoE Extender 30W/60W/90W/95W, IP67, IK10

Outdoor Series



AW-GET-083A-120



AP-PSP-050

Type	Outdoor Unmanaged PoE Switch	Outdoor PoE Surge Protector
Description	4xGE PoE + 2xGE UTP + 2xGE SFP	Outdoor PoE Surge Protector 16kV/IP67/IK10

* All specifications are subject to change without notice.

PoE Accessories



Model AT-CAB-001/AT-CAS-001



Model AT-CAB-002



Model AT-SUN-001



Model AT-SUN-002



Model AT-SWH-000

Type	Cabinet		Cabinet Accessories		
Description	Cabinet/Cabinet for Speed dome (SD936X)	Side-mount Bracket for HLG Series Power Supply	Sunshield for AT-CAx Series Cabinet	Sunshield for AT-CAx + AT-CAB-002 Cabinet	Power Safety Kit



Model AT-SWH-002



Model AT-PSP-001



Model AT-WPC-001/ AT-WPC-002



Model AM-314/ AM-414



Model MDR-10-12

Type	Cabinet Accessories				Industrial DIN-Rail Power Supply
Description	Door Open/Close Detection Switch	PoE Surge Protector	M16 Cable Gland for 4~7mm AWG/ for Corrugated Tubing : 5/16"	Pole Mount/ Corner Mount Adapter	Indoor Industrial Din Rail, 12VDC/10W, -20°C ~ 70°C



Model NDR-75-48



Model NDR-120-48/ NDR-240-48



Model DRL-48V120W1EN



Model DRL-48V240W1EN













Model HLG-60H-24

Type	Industrial DIN-Rail Power Supply				Industrial Wall Mount Power Supply
Description	Indoor Industrial Din Rail, 48~55VDC/75W, -20°C ~ 70°C	Indoor Industrial Din Rail, 48~55VDC/120W & 240W, -20°C ~ 70°C	Indoor Industrial DIN Rail, 43.2-52.8VDC/120W Out, -30°C to +70°C (-40°C Cold Start)	Indoor Industrial DIN Rail, 43.2-52.8VDC/240W Out, -30°C to +70°C (-40°C Cold Start)	Outdoor Industrial, 24VDC/60W, -40°C ~ 70°C, IP67

* All specifications are subject to change without notice.

					
Model	HLG-80H-24/HLG-80H-48	HLG-80H-54	HLG-120H-24/HLG-120H-48	HLG-120H-54	HLG-240H-24/HLG-240H-54
Type	Industrial Wall Mount Power Supply				
Description	Outdoor Industrial, 24VDC/80W or 48VDC/80W, -40°C ~ 70°C, IP67	Outdoor Industrial, 54VDC/80W, -40°C ~ 70°C, IP67	Outdoor Industrial, 24VDC/120W or 48VDC/120W, -40°C ~ 70°C, IP67	Outdoor Industrial, 54VDC/120W, -40°C ~ 70°C, IP67	Outdoor Industrial, 24VDC/240W or 54VDC/240W, -40°C ~ 70°C, IP67

					
Model	AA-352	SFP-1000-MM85-X5	SFP-1000-MM13-02	SFP-1000-SM13-10/40	SFP-1000-MM85-X5I
Type	Outdoor Power Box	SFP Transceiver			
Description	IP67, IK10, 24VAC/6A, -40°C ~ 60°C	1.25G Multi-Mode SFP, 850nm, 0.5KM, 0°C ~ 70°C	1.25G Multi-Mode SFP, LC, 1310nm, 2KM, 0°C ~ 70°C	1.25G Single-Mode SFP, LC, 1310nm, 10KM or 40KM, 0°C ~ 70°C	Industrial 1.25G Multi-Mode SFP, LC, 850nm, 0.5KM, -40°C ~ 85°C

					
Model	SFP-1000-MM13-02I	SFP-1000-SM13-10I/40I	SFP-1000-CPTX-X1I/X1I	SFP-2000-MM85-X3	SFP-2000-SM13-10
Type	SFP Transceiver			SFP+ Transceiver	
Description	Industrial 1.25G Multi-Mode SFP, LC, 1310nm, 2KM, -40°C ~ 85°C	Industrial 1.25G Single-Mode SFP, LC, 1310nm, 10KM/40KM, -40°C ~ 85°C	1000BaseT, SFP to RJ45, 100M, 0°C ~ 70°C / -40°C ~ 85°C	10G Multi-Mode SFP+, LC, 850nm, 0.3KM, 0°C ~ 70°C	10G Single-Mode SFP+, LC, 1310nm, 10KM, 0°C ~ 70°C

* All specifications are subject to change without notice.

Video Management Software

Lightweight & Easy to use

Data shield

All AI Imaginable

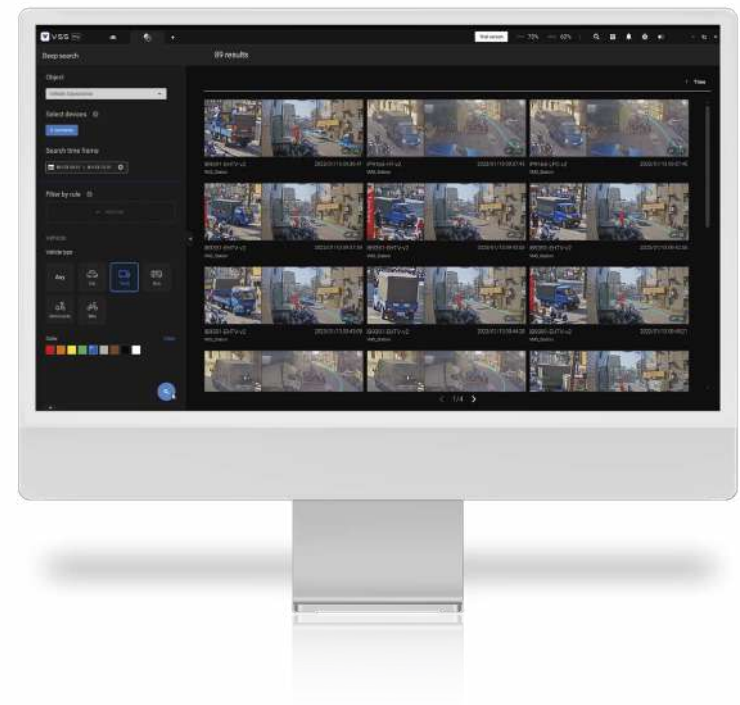
Value, for money, for all



Video Management Software

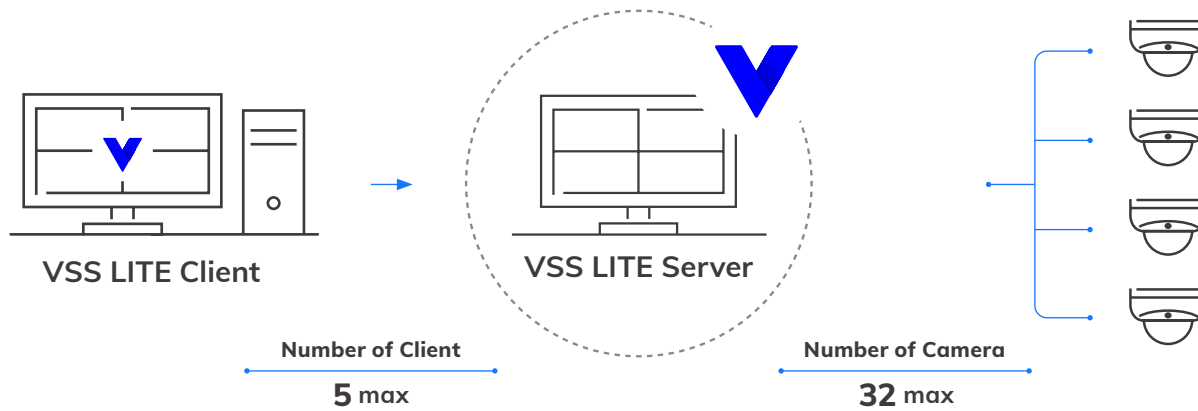
VAST Security Station

VAST Security Station (VSS) is the next generation of VIVOTEK video management software. VSS expands the capabilities of previous VMS VAST 2, with newly added features including Enhanced User Defined Roles, Encrypted Video Recordings, and AI-based advanced post-event search function **Deep Search**. VSS is available in 3 different versions (Lite, Standard, Professional) to support security projects of all sizes, from small localized opportunities to multi-location enterprise operations.

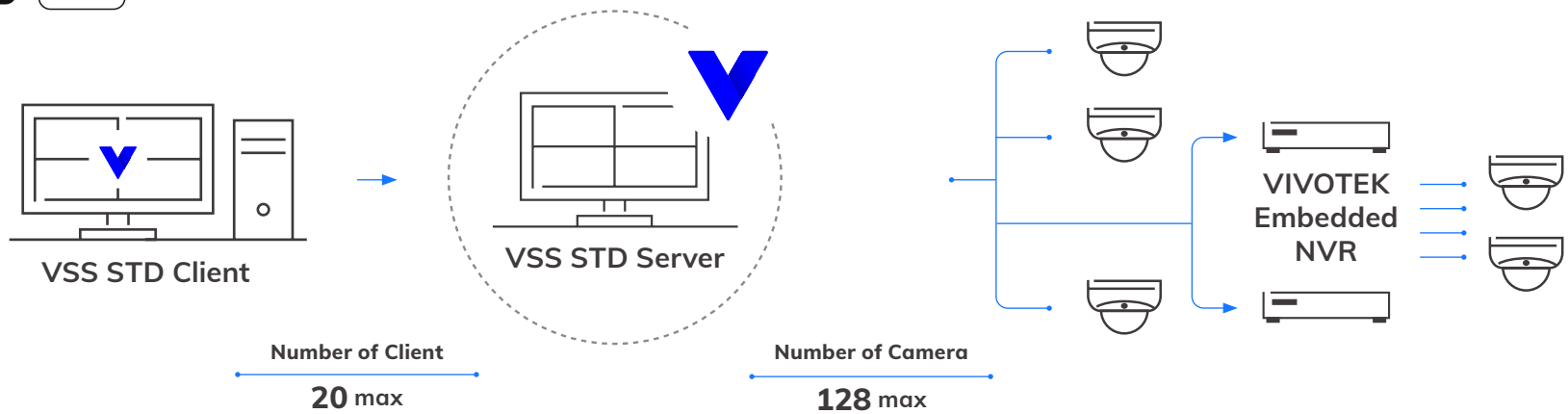


VMS Evolution

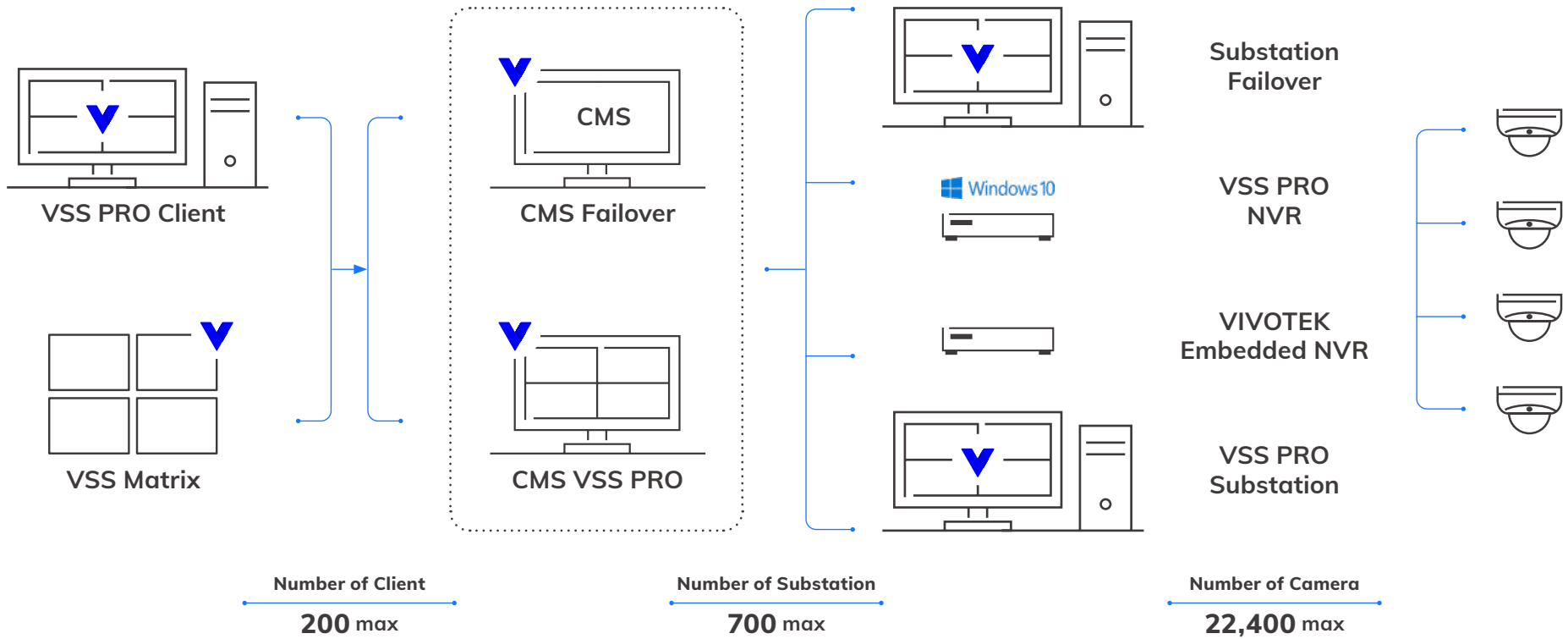
VSS Lite



VSS Std



VSS Pro





System			
Cameras per server	32	128	320
Substations per CMS site	0	0	700
ND/ NV per CMS site	0	Unrestricted (Total camera number cannot exceed 128)	700
Cameras per CMS site	32	128	22400
Number of clients	5	20	200
Number of user accounts	4096	4096	4096
Supported OS	Windows	Windows	Windows, Virtual Machine
Device Support			
Supported Camera	VIVOTEK	VIVOTEK, ONVIF, RTSP	VIVOTEK, ONVIF, RTSP
Supported NVR	-	VIVOTEK Embedded NVR	VIVOTEK Embedded NVR VIVOTEK VSS PRO NVR
External Devices – Joystick	-	√	√
External Devices - Wiegand Converter	-	√	√
External Devices - Network Audio	-	√	√
Basic Function			
Live view	√	√	√
Recording	√	√	√
Playback	√	√	√
Key Features			
Alarms	-	√	√
E-map	-	√	√
Smart Search I & II	-	√	√
Attribute Search	-	√	√
Scene Search	-	√	√
Re-Search	-	-	√
User Defined Role	-	-	√
Video Encryption	-	-	√
GIS/ GPS	-	-	√

* All specifications are subject to change without notice.





Integration				
Data Magnet	-	✓	✓	
TCP Message	-	✓	✓	
Client Supported				
MacOS Client	✓	✓	✓	
Matrix	-	-	✓	
iViewer	✓	✓	✓	
Substation Compatibility				
ND	-	✓	✓	
NV	-	✓	✓	
NR (VSS Pro)	-	-	✓	
VSS Pro	-	-	✓	
Failover				
CMS Failover	-	-	✓	
Substation Failover	-	-	✓	
VSS License Table				
	Camera	Free (Max. 32 CH VIVOTEK Camera)	1 VSS Std Camera License per CH 8 CH complimentary license (Max. 128 CH)	1 VSS Pro Camera License per CH 0 CH complimentary license
Basic Features	ND/NV NVR		●	✓ (1 VSS Embedded NVR License per CH)
	NR NVR		-	✓ (Half VSS Pro licenses embedded in NR)
	Upgrade to VSS PRO	✓ (Purchase VSS Std or VSS Pro)	✓ (Purchase Std-to-Pro upgrade license to VSS Pro)	●
Advanced Features	Virtual Matrix	-	-	●
	Failover Substation	-	-	●
	Failover CMS	-	-	●
	Data Magnet	-	●	●
	TCP	-	●	●
	Extension	-	●	●
	GIS	-	-	●
	GPS	-	-	●

* All specifications are subject to change without notice.

Cloud Service

VIVOCloud/ VIVOCloud Retail

VIVOCloud provides easy video bridging and tunneling between VIVOTEK NVRs and network cameras, ensuring smooth operation and management from anywhere at any time.

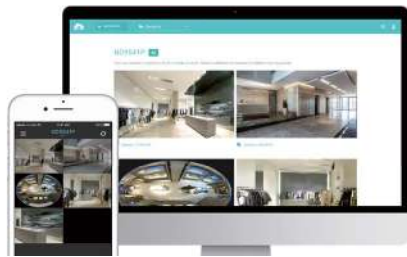




Cloud Service

VIVOCLOUD

service.vivocloud.com



Quick Start

VIVOCLOUD can be operated through an intuitive app on Android or iOS devices. No more port forwarding and no more VPN setup, simply turn-on the VIVOCLOUD service on your VIVOTEK device.



Scalable with Shared Devices

With an expandable network of up to 16 devices and the ability to share each device with up to 4 VIVOCLOUD accounts, trusted family members and/or business colleagues are empowered to monitor security footage, and even counting reports.



Stay Notified

VIVOCLOUD keeps an eye on the things you value and pushes alerts to your mobile device wherever you are. Furthermore, you can also view notification history. Now you can stop constantly checking live video streams, and just simply check when notifications appear.



Cross Platform Easy Access

Along with Android and iOS app, VIVOCLOUD supports various web browsers including, Firefox, Edge, and Google Chrome, both on Windows and Mac.



Cloud Service

VIVOCLOUD Retail

retail.vivocloud.com



Sync Report

VIVOCLOUD Retail supports both the web portal and the standalone app, allowing users to access reports at anytime from any device. All report details will sync to the cloud server, keeping all dashboard information up-to-date across all devices.



Viewing the Data

Single click or tap on the VIVOCLOUD Retail dashboard to see more detailed information. VIVOCLOUD Retail also supports data comparison and counting report details down to the minute.



Tracking Long-term Performance

Counting data is no longer limited by camera-based flash memory. All counting data will automatically sync to the NVR HDD every hour and will also be preserved for 2 years with free edge data storage, providing the best way to track long-term performance and streamline your business for maximum potential.

VIVOCLOUD

	App	Portal
Platform System		
macOS	-	Chrome, Firefox
Windows	-	Chrome, Firefox
iOS	11.0 or later	-
Android	5.0 or later	-
Supported VIVOTEK Device		
Device Type	VIVOTEK NVRs VIVOTEK Cameras*	VIVOTEK NVRs VIVOTEK Cameras**
Supported NVRs		
ND8212W, ND8312, ND8321, ND8322P, ND8422P, ND9312, ND9322P, ND9322P-v2, ND9323P, ND9424P, ND9424P-v2, ND9425P, ND9441, ND9441P, ND9541, ND9541P		
Supported Cameras**		
C9380-HV, CC9381-HV, MS9390-HV, FE9380-HV, FE9191, FE9391-EV, IP9165-HP(T), IP9165-LPC, IP9172-LPC(Freeway), IP9191-HP(T), IB9360-H, IB9365-(E)HT, IB9368-HT, IB9380-H, IB9387-(E)H(T), IB9388-HT, IB9389-(E)H(T)(M), IB9391-EHT, FD9165-HT, FD9166-HN, FD9187-H(T), FD9189-H(M)(T), FD9360-H, FD9365-(E)HTV(L), FD9366-HV, FD9368-HTV, FD9380-H, FD9387-(E)H(T)V, FD9388-HTV, FD9389-(E)H(M)(T)V, IT9360-H, IT9380-H, IT9388-HT, IT9389-H(T), MD9560-(D)H, MD9561-H, MD9581-H		

* About the full supported cameras list, please refer to the VIVOCLOUD product page.

** All specifications are subject to change without notice.

VIVOCLOUD Retail

	App	Portal
Platform System		
macOS	-	Chrome, Firefox
Windows	-	Chrome, Firefox
iOS	10.0 or later	-
Android	5.0 or later	-
Supported VIVOTEK Device		
Device Type	VIVOTEK NVRs	
Supported NVRs		
ND9322P, ND9322P-v2, ND9323P, ND9424P, ND9424P-v2, ND9425P, ND9441, ND9441P, ND9541, ND9541P		

Solution Integration Alliance

The SIA (Solution Integration Alliance) Program is a strategic alliance that aims to facilitate the integration of VIVOTEK products into leading software or hardware platforms. With the SIA Program, partners have the flexibility to enhance key functionalities when creating an IP surveillance solution. The SIA Program provides programmable Software Development Kits (SDK) to allow partners to develop customized features on an open platform, allowing the highest possible level of integration. VIVOTEK also provides technical support throughout the development process.

Find out more about enrolling in the VIVOTEK SIA Program, please email sia@vivotek.com for more information.



SIA



VIVOTEK

A Delta Group Company

Distributed by:



www.vivotek.com

VIVOTEK Inc.

6F, No.192, Liancheng Rd., Zhonghe Dist.,
New Taipei City 235, Taiwan
| **T** +886-2-82455282 | **E** sales@vivotek.com

VIVOTEK Japan

〒 105-0012 東京都港区芝大門 2-1-14,
デルタ芝大門ビル
| **T** +81-3-5733-1280 | **E** salesjp@vivotek.com

VIVOTEK USA

2050 Ringwood Avenue, San Jose, CA 95131
| **T** 408-773-8686 | **E** salesusa@vivotek.com

VIVOTEK India

602, Best Sky Tower, Plot No. F-5, Netaji Subhash Place,
Pitampura, New Delhi-110034
| **T** +91-11-45137465 | **E** salesindia@vivotek.com

VIVOTEK EMEA

Zandsteen 15, 2132 MZ Hoofddorp,
The Netherlands
| **T** +31(0)20-800-3817 | **E** saleseurope@vivotek.com

VIVOTEK LATAM

Ejército Nacional No. 418 Piso 7, Oficina 711. Col. Polanco V Sección,
Alcaldía Miguel Hidalgo, Ciudad de México
| **T** + 52 55 1101 1793 | **E** saleslatam@vivotek.com

